

2025 Annual Report



Missouri Gaming Commission



The Missouri Gaming Commission licenses businesses and individuals, collects taxes and fees, and enforces gaming laws and regulations. The Commission regulates charitable and commercial gaming while ensuring the integrity of the gaming industry.

MGC Mission Statement

Visit Us At:

<http://www.mgc.dps.mo.gov>

<http://www.showmegaming.com>

Table of Contents

Message from Chairman Jan Zimmerman.....	5
Commissioners	6
Money to Worthy Causes	8
Gaming Proceeds for Education Fund.....	9
Casino Gaming in Missouri	10
Gaming Tax & Admission Fee.....	11
Fiscal Year 2025 Summary	12
MGC Statement of Revenues & Expenditures	13
Report on Competitiveness	14
Economic Impact	15
FY 2025 Operation Results	
Ameristar Casino Kansas City	16
Ameristar Casino St. Charles	17
Argosy Riverside Casino	18
Bally's Kansas City Casino	19
Century Casino Cape Girardeau	20
Century Casino Caruthersville	21
Harrah's Kansas City	22
Hollywood Casino.....	23
Horseshoe St. Louis	24
Isle of Capri – Boonville	25
Mark Twain Casino	26
River City Casino	27
St. Jo Frontier Casino	28
Charitable Gaming.....	29
Fantasy Sports	30
Missouri State Highway Patrol	31

Message from Chairman Jan Zimmerman



On November 5, 2024, gambling in the State of Missouri was permanently changed by voter approval of Amendment 2, which modifies the Missouri Constitution to permit legalized sports wagering. The amendment directs the Missouri Gaming Commission to regulate sports wagering by imposing a 10% tax on sports betting revenue. The funds are allocated to cover expenses incurred by the MGC, support the Compulsive Gaming Prevention Fund, and support elementary, secondary, and higher education in the state. The amendment allows for 19 retail licenses and 14 mobile licenses. The Missouri Gaming Commission is charged with making sports betting available no later than December 1, 2025. With the passage of this constitutional amendment, Missouri became the 39th state to legalize sports betting.

While the MGC staff had already begun research and drafting sports wagering rules in anticipation of its passage, the ratified amendment provided the direction needed to move forward officially. In what would soon be called the “war room,” the MGC rule-writing team spent countless days, nights, weekends, and even holidays hashing out the details of every rule. This incredible team, consisting of Cheryl Alonzo, Nikki Evans, Leshia Kempker, Heather Berhorst, and Seth Brown, deserves high praise for their outstanding contributions in making sports wagering a reality in Missouri.

Aside from the significant preparation and time commitment to sports wagering, day-to-day operations to regulate Missouri casinos, charitable gaming organizations, and fantasy sports contests continued without interruption. Financial figures indicate Missouri’s casinos continue to be a consistent and significant boost to the state’s economy. One of the most important functions of the MGC is monitoring the collection of Admissions Fees and the gaming tax on AGR or Adjusted Gross Receipts. FY2025 saw year-over-year AGR up 1%, while Admissions were down 2% compared to FY2024. I would like to thank our partners in the casino industry for their continued collaboration, as we work together to maintain the fairness and security of gaming operations in Missouri.

The Missouri Gaming Commission takes great pride in its contributions to worthy causes and education. FY2025 money to worthy causes from Admission Fees totaled just over \$18 million. The worthy causes are the Veterans Commission Capital Improvement Trust Fund, the Missouri National Guard Trust Fund, the MO College Guarantee/Access Missouri Financial Assistance Fund, and the Compulsive Gambler’s Fund. Since the inception of the MGC, money to worthy causes has surpassed \$1 billion. Money to education from the Gaming Tax on AGR in FY2025 totaled more than \$361 million.

Another facet of the MGC is the regulation of bingo and fantasy sports contests. FY2025 shows a slight decline in charitable bingo operators, which now stands at 162 organizations. Missouri gained four fantasy sports operators, bringing the total to 14 in the state.

I would like to express my sincere appreciation to the Missouri State Highway Patrol Gaming Division for their partnership with the MGC. Gaming agents enforce regulations within casinos, while investigators aid us in licensing the employees and companies we regulate. We could not do our jobs without them.

I am incredibly proud of the entire Missouri Gaming Commission staff for their consistent dedication to ensuring the integrity of gaming. I would be remiss if I didn’t thank Executive Director Michael Leara and Deputy Director Kevin Bond for their diligence with the daily operations of the MGC. I would also like to extend my sincere gratitude to my fellow commissioners. Their commitment to public service is immeasurable, and they consistently prioritize the best interests of Missourians in every decision they make.

Commissioners

Jan M. Zimmerman, *Chairman*



Jan Zimmerman began her career in law enforcement in 1979 as a dispatcher with the Kansas City, Missouri Police Department. She attended the Police Academy at Kansas City and was sworn in as a police officer there in 1982. She rose through the ranks in Kansas City, holding assignments in Patrol, the Chief's Office, Human Resources, Narcotics and Vice, Financial Services, Information Technology, and the Training Academy. She was ultimately promoted to Major, which was her rank when she retired to accept the position of Chief of Police of Raymore in 2012. Chief Zimmerman is a proud alumnus of both the FBI National Academy in Quantico and the Southern Police Institute at the University of Louisville. Additionally, she holds a Bachelor's Degree in Criminal Justice and a Master's Degree in Public Administration from Park University. Chief Zimmerman is married to retired KCPD Deputy Chief David Zimmerman, and has two daughters and three grandchildren.

Pat Conway



Pat Conway is a lifetime resident of St. Joseph, Missouri. He served in the Missouri House of Representatives from 2010-2019 for the 10th District. Pat Conway was Buchanan County Clerk from 1983-2010. A Vietnam Veteran, Conway has served on the Missouri Veterans Commission and is a member of the Knights of Columbus, the American Legion and several other military and civic organizations. He's a graduate of Missouri Western State University with a Bachelor of Science degree in Social Science.

David W. Hane



David W. Hane of Laclede is the former city manager and police chief of Brookfield, Missouri. Hane was appointed as a police officer in 1975, then as police chief in 1982 and served the community for 38 years. He was appointed as city manager in 2005, serving in both capacities until his retirement in 2013. David is a graduate of Meadville, Missouri schools, earned a BS in Criminal Justice from Truman State University in Kirksville, and is a graduate of the FBI Academy in Quantico, VA. David is a member of several law enforcement organizations and also has volunteered his time to the Brookfield Lions Club, Brookfield Chamber of Commerce, and the Brookfield Area Growth Partnership.

Kevin Spaulding



Kevin M. Spaulding of Republic began his career in law enforcement in 1987 as a Patrol Deputy with the Greene County Sheriff's Office. He worked with the patrol division, criminal investigation division, narcotic investigations division and the Missouri State Highway Patrol Drug Task Force. Mr. Spaulding ultimately achieved the rank of Major before retiring in 2017. He is a graduate of the FBI National Academy (class 247) and is currently Chief Deputy Collector of Revenue in Greene County. Mr. Spaulding and his wife, Cheryl Dawson-Spaulding, have five children and four grandchildren.

Money to Worthy Causes

(from Admission Fees)



**Veterans
Commission Capital
Improvement
Trust Fund**

\$9,117,134.51



**Missouri
National Guard
Trust Fund**

\$4,000,000.00



**MO College
Guarantee/Access
Missouri Financial
Assistance Fund**

\$5,000,000.00



**Compulsive
Gamblers Fund**

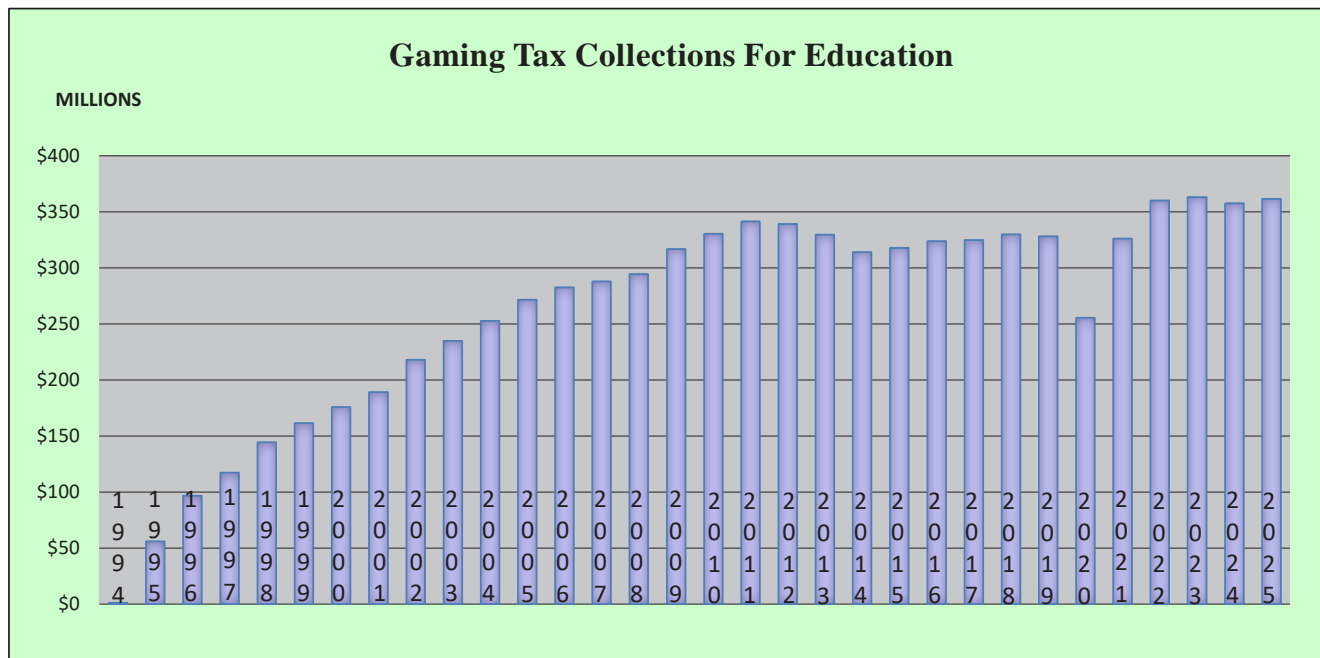
\$0.00

Missouri Gaming Commission Summary of Fund Transfers from Gaming Commission Fund						
Fiscal Year of Transfer	Veterans Commission Capital Improvement Trust Fund	Missouri National Guard Trust Fund	Mo College Guarantee / Access Missouri Financial Assistance Fund	Early Childhood Development, Education and Care Fund	Compulsive Gamblers Fund	Totals
FY 1994/1995	\$8,408,536.13					\$8,408,536.13
FY 1996	\$23,487,182.59					\$23,487,182.59
FY 1997	\$30,388,830.54					\$30,388,830.54
FY 1998	\$35,905,493.46					\$35,905,493.46
FY 1999	\$3,000,000.00	\$3,000,000.00	\$4,500,000.00	\$30,237,763.51		\$40,737,763.51
FY 2000	\$3,000,000.00	\$3,000,000.00	\$4,500,000.00	\$34,217,803.75		\$44,717,803.75
FY 2001	\$3,000,000.00	\$3,000,000.00	\$4,500,000.00	\$30,691,290.20	\$46,612.00	\$41,237,902.20
FY 2002	\$3,000,000.00	\$3,000,000.00	\$4,500,000.00	\$31,266,433.92	\$398,074.00	\$42,164,507.92
FY 2003	\$3,000,000.00	\$3,000,000.00	\$4,500,000.00	\$33,947,613.45	\$489,850.00	\$44,937,463.45
FY 2004	\$6,000,000.00	\$4,000,000.00	\$5,000,000.00	\$30,320,589.96	\$489,850.00	\$45,810,439.96
FY 2005	\$6,000,000.00	\$4,000,000.00	\$5,000,000.00	\$30,969,773.54	\$489,850.00	\$46,459,623.54
FY 2006	\$6,000,000.00	\$4,000,000.00	\$5,000,000.00	\$31,449,559.64	\$143,668.48	\$46,593,228.12
FY 2007	\$6,000,000.00	\$4,000,000.00	\$5,000,000.00	\$27,513,142.50	\$296,081.66	\$42,809,224.16
FY 2008	\$6,000,000.00	\$4,000,000.00	\$5,000,000.00	\$26,158,125.21	\$504,438.31	\$41,662,563.52
FY 2009	\$6,000,000.00	\$4,000,000.00	\$5,000,000.00	\$30,146,510.30	\$522,323.49	\$45,668,833.79
FY 2010	\$6,000,000.00	\$4,000,000.00	\$5,000,000.00	\$30,187,344.07	\$449,829.88	\$45,637,173.95
FY 2011	\$6,600,000.00	\$4,000,000.00	\$5,000,000.00	\$30,602,202.47	\$297,683.81	\$46,499,886.28
FY 2012	\$6,000,000.00	\$4,000,000.00	\$5,000,000.00	\$28,167,184.85	\$70,000.00	\$43,237,184.85
FY 2013	\$30,492,690.60	\$4,000,000.00	\$5,000,000.00		\$150,000.00	\$39,642,690.60
FY 2014	\$26,837,608.59	\$4,000,000.00	\$5,000,000.00		\$150,000.00	\$35,987,608.59
FY 2015	\$26,806,819.71	\$4,000,000.00	\$5,000,000.00		\$80,000.00	\$35,886,819.71
FY 2016	\$26,302,995.44	\$4,000,000.00	\$5,000,000.00		\$150,000.00	\$35,452,995.44
FY 2017	\$23,965,570.07	\$4,000,000.00	\$5,000,000.00		\$100,000.00	\$33,065,570.07
FY 2018	\$21,990,766.73	\$4,000,000.00	\$5,000,000.00		\$100,000.00	\$31,090,766.73
FY 2019	\$18,578,239.98	\$4,000,000.00	\$5,000,000.00		\$115,000.00	\$27,693,239.98
FY 2020	\$11,661,754.16	\$4,000,000.00	\$4,000,000.00		\$70,000.00	\$19,731,754.16
FY 2021	\$17,626,577.82	\$4,000,000.00	\$5,000,000.00		\$194,181.00	\$26,820,758.82
FY 2022	\$11,830,411.65	\$4,000,000.00	\$5,000,000.00		\$0.00	\$20,830,411.65
FY 2023	\$11,240,044.08	\$4,000,000.00	\$5,000,000.00		\$100,000.00	\$20,340,044.08
FY 2024	\$6,296,808.60	\$4,000,000.00	\$5,000,000.00		\$0.00	\$15,296,808.60
FY 2025	\$9,117,134.51	\$4,000,000.00	\$5,000,000.00		\$0.00	\$18,117,134.51
Totals	\$410,537,464.66	\$103,000,000.00	\$131,500,000.00	\$425,875,337.37	\$5,407,442.63	\$1,076,320,244.66

Gaming Proceeds for Education Fund

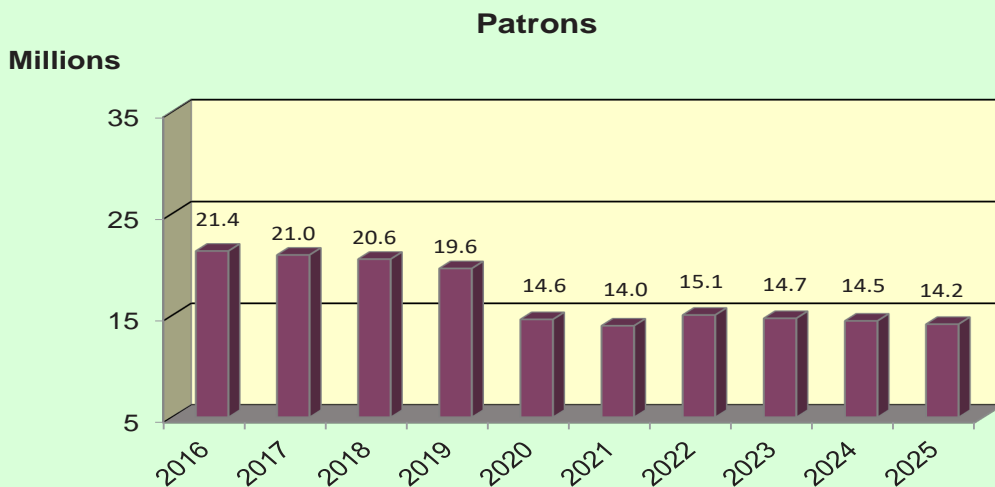
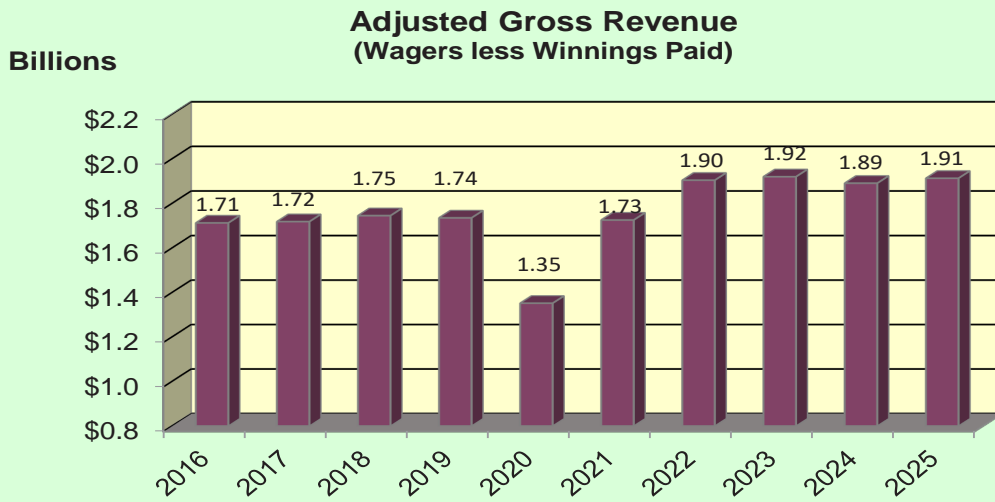
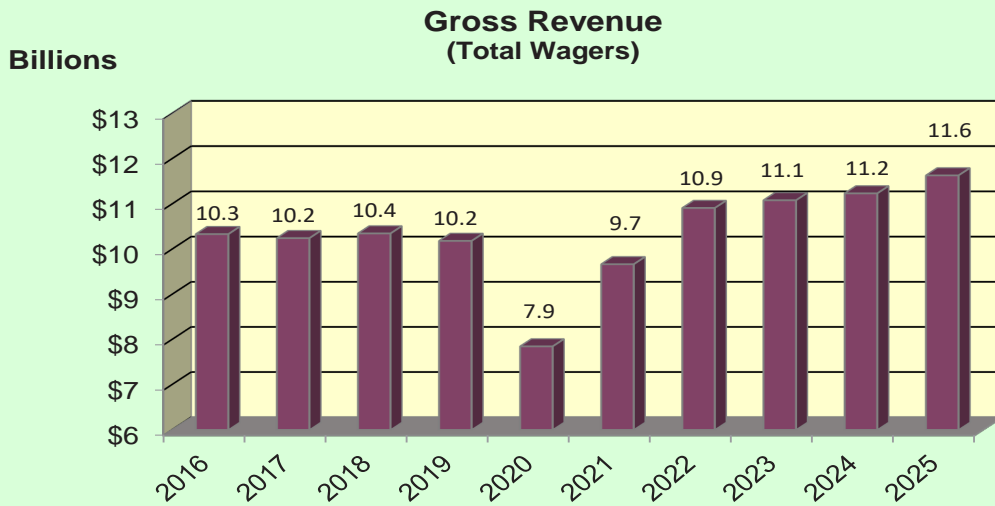
(from Gaming Tax)

Pursuant to Section 313.822, RSMo., Missouri's 13 casinos pay a Gaming Tax of 21% on their Adjusted Gross Revenue (wagers made-winnings paid). Ten percent of taxes collected is paid to the home dock city or county where each casino is located. The remaining 90% is paid to the State of Missouri Gaming Proceeds for Education Fund. As reflected in the chart below, Missouri's casinos have contributed \$8,405,108,447 to education since inception, including \$361,635,852 for FY2025.

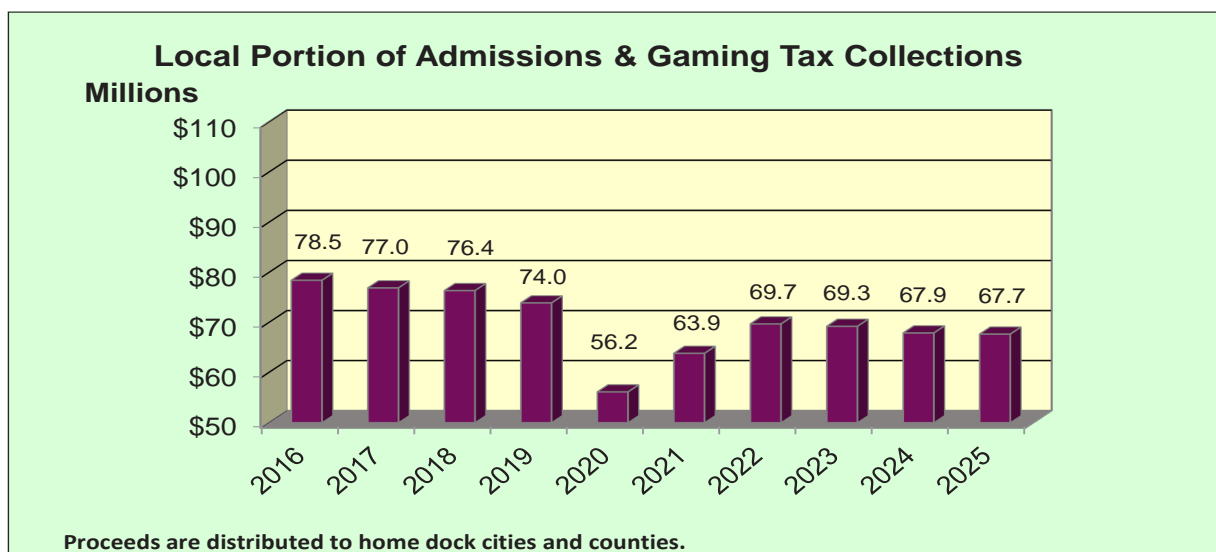
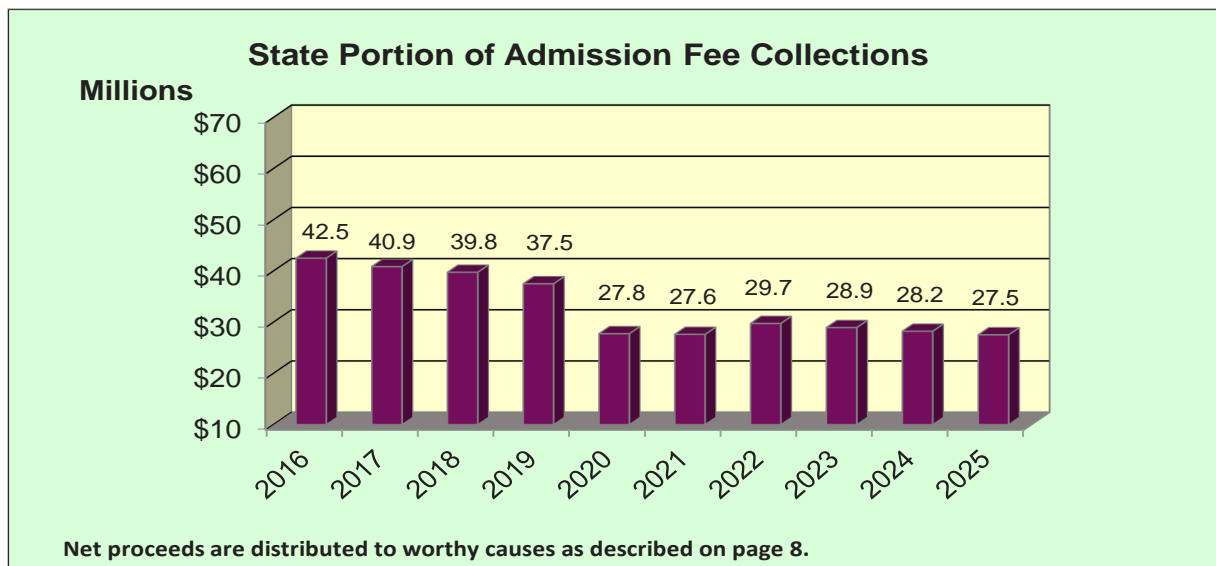
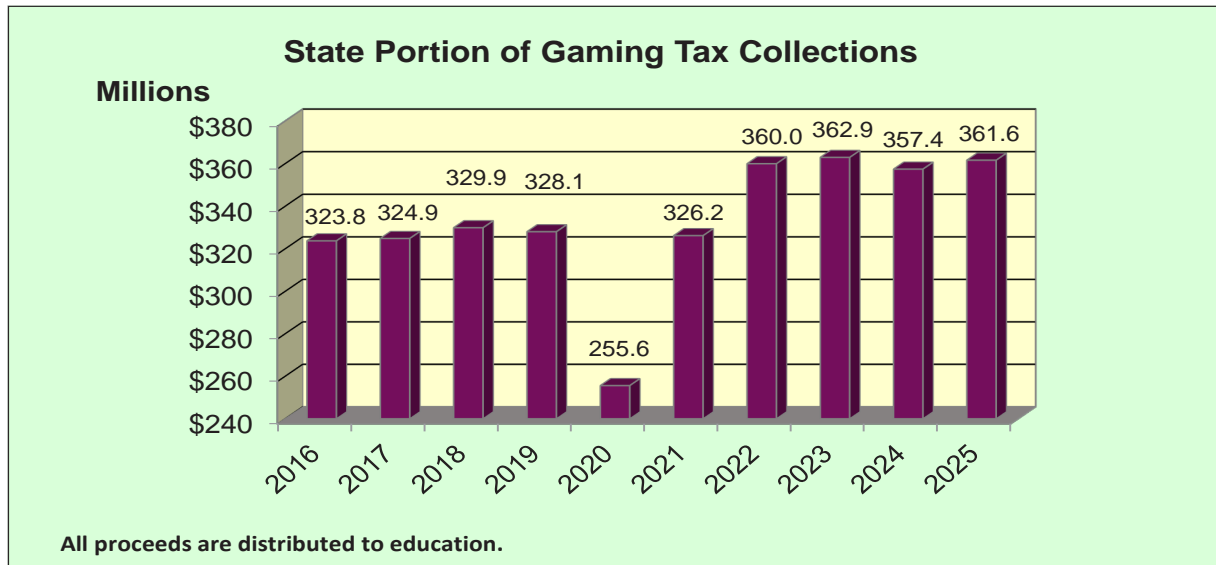


Fiscal Year of Collection	Proceeds for Education Fund	Fiscal Year of Collection	Proceeds for Education Fund
1994	1,324,679	2010	330,379,949
1995	55,862,050	2011	341,382,616
1996	96,692,569	2012	339,271,769
1997	117,307,884	2013	329,633,848
1998	144,457,242	2014	314,153,760
1999	161,602,532	2015	317,891,017
2000	175,920,983	2016	323,778,368
2001	189,203,334	2017	324,876,054
2002	218,177,593	2018	329,929,305
2003	234,898,281	2019	328,055,216
2004	252,806,561	2020	255,603,977
2005	271,678,446	2021	326,218,070
2006	282,611,770	2022	359,980,046
2007	287,990,799	2023	362,947,169
2008	294,541,684	2024	357,434,149
2009	316,860,876	2025	361,635,852
		Total	\$8,405,108,447

Casino Gaming in Missouri



Gaming Tax & Admission Fee



Fiscal Year 2025 Summary

Fiscal Year 2025 Summary

CASINO / LOCATION	LOCATION OPENING DATE	ADMISSIONS	ADMISSION FEES (a)	ADJUSTED GROSS RECEIPTS	GAMING TAX (b)	ESTIMATED CAPITAL INVESTMENT *	TABLE GAMES	SLOT MACHINES	GAMING SPACE (SQ FT)	GAMING PERCENTAGE OF STATE TOTAL	GAMING TAX PERCENTAGE OF STATE TOTAL	Total Employee Compensation	Real Estate Property Tax	State Sales Tax	Charitable Donations	City Lease Payments	EMPLOYEES	Minority Employees	Minority Salaried Positions	Female Employment	Female Salaried Employees
Ameristar Casino St. Charles	27-May-94	3,761,639	\$ 7,563,278	\$ 297,267,665	\$ 62,426,210	\$ 912,601,630	61	1,788	130,000	13.74%	15.54%	\$ 43,303,875	\$ 6,160,645	\$ 2,727,442	\$ 64,917	\$ -	1,059	475	51	539	67
Argosy Riverside Casino	22-Jun-94	2,167,689	\$ 4,335,378	\$ 160,460,602	\$ 33,696,726	\$ 98,698,367	31	1,077	62,000	7.87%	8.39%	\$ 24,961,114	\$ 2,680,709	\$ 787,096	\$ 126,861	\$ 4,320,417	408	205	41	202	51
St. Jo Frontier Casino	24-Jun-94	706,125	\$ 1,412,250	\$ 46,715,866	\$ 9,810,332	\$ 64,206,865	5	446	18,000	2.56%	2.44%	\$ 6,626,944	\$ 273,037	\$ 142,008	\$ 450	\$ -	152	25	2	84	8
Harrah's Kansas City	22-Sep-94	2,111,474	\$ 4,222,948	\$ 171,498,882	\$ 36,014,766	\$ 493,833,179	55	1,063	57,460	7.67%	8.96%	\$ 39,186,656	\$ 2,656,173	\$ 1,543,352	\$ 180,293	\$ 2,869,687	782	322	24	366	37
Century Casino - Caruthersville	27-Apr-95	734,537	\$ 1,469,074	\$ 53,801,148	\$ 11,298,241	\$ 137,256,190	9	569	12,000	2.67%	2.61%	\$ 9,001,312	\$ 295,282	\$ 157,116	\$ 33,777	\$ -	201	66	3	108	11
Bally's KC	18-Oct-96	2,612,809	\$ 5,225,618	\$ 132,487,993	\$ 27,822,395	\$ 212,471,057	27	844	50,000	9.49%	6.92%	\$ 17,188,112	\$ 1,343,136	\$ 550,736	\$ 5,000	\$ 3,834,922	320	152	6	137	12
Ameristar Casino Kansas City	16-Jun-97	2,919,685	\$ 5,839,370	\$ 199,323,806	\$ 41,857,999	\$ 398,166,987	42	1,640	103,000	10.60%	10.42%	\$ 28,677,305	\$ 4,443,065	\$ 2,033,983	\$ 60,161	\$ 140,000	638	278	28	294	109
Hollywood Casino	11-Mar-97	3,607,029	\$ 7,214,058	\$ 253,576,367	\$ 53,251,499	\$ 137,736,530	59	1,618	120,000	13.10%	13.25%	\$ 32,508,383	\$ 8,047,535	\$ 1,253,970	\$ 54,200	\$ -	781	390	25	355	34
Isle of Capri - Boonville	06-Dec-01	1,131,366	\$ 2,262,732	\$ 86,247,022	\$ 18,111,875	\$ 141,067,000	15	650	28,000	4.11%	4.51%	\$ 10,960,000	\$ 629,000	\$ 458,000	\$ 34,000	\$ -	313	68	8	155	14
Mark Twain Casino	25-Jul-01	442,091	\$ 884,182	\$ 32,168,166	\$ 6,755,319	\$ 38,817,657	-	380	13,667	1.61%	1.68%	\$ 4,716,811	\$ 235,982	\$ 48,859	\$ 7,744	\$ -	108	10	0	51	5
Horseshoe St. Louis	19-Dec-07	2,284,295	\$ 4,568,590	\$ 147,752,581	\$ 31,028,042	\$ 318,841,468	30	913	75,000	8.30%	7.72%	\$ 22,258,808	\$ 7,493,173	\$ 447,265	\$ 58,574	\$ -	460	324	37	231	38
River City Casino	01-Mar-10	3,935,818	\$ 7,871,636	\$ 261,488,523	\$ 54,906,390	\$ 509,031,615	42	1,588	90,000	14.30%	13.67%	\$ 29,271,710	\$ 9,009,912	\$ 1,732,084	\$ 4,793	\$ 6,314,714	635	319	38	284	44
Century Casino - Cape Girardeau	30-Oct-12	1,097,428	\$ 2,194,656	\$ 70,646,762	\$ 14,835,820	\$ 338,581,189	23	794	41,536	3.89%	3.69%	\$ 13,963,894	\$ 1,227,060	\$ 412,683	\$ 64,718	\$ -	306	64	4	129	13
GRAND TOTALS		27,531,965	\$ 55,063,970	\$ 1,913,417,265	\$ 401,817,613	\$ 3,800,298,134	399	13,380	800,663	100%	100%	\$ 283,225,024	\$ 44,393,709	\$ 12,295,594	\$ 695,488	\$ 17,679,750	6,163	2,899	267	2,935	443

* Figures reflect the current property investments since company purchase as reported to MGC.

(a) 50% of Admission Fees go to the State, with the remaining 50% to the Local Home Dock.

(b) 90% of Gaming Taxes go to the State, with the remaining 10% to the Local Home Dock.

The figures published in this report are subject to adjustment.

Missouri Gaming Commission Fund Balance Report
Statement of Revenues, Expenditures and Changes in Fund Balance
Fiscal Year 2025 as of June 30, 2025

Beginning Cash Balance **\$3,298,243.55**

Revenue		Expenditures	
License Fees		Gaming Commission Expenditures	
Liquor License	\$6,500.00	Salaries	\$15,345,436.67
Gaming License Application Fee	\$465,000.00	Fringe Benefits	\$11,627,234.81
Level 1 Occupational License Application Fee	\$17,000.00	Travel In-State	\$76,200.68
Level 2 Occupational License Application Fee	\$220,575.00	Travel Out-of-State	\$77,944.51
Supplier Level 2 Occupational License Application Fee	\$8,575.00	Supplies	\$72,883.06
Supplier Level 2 Annual Occupational License Renewal	\$33,200.00	Professional Development	\$10,384.71
Gaming License Renewal Fee	\$475,000.00	Communication Service & Supplies	\$224,964.66
Level 1 Occupational License Renewal Fee	\$10,800.00	Professional Services	\$181,135.48
Level 2 Occupational License Renewal Fee	\$380,575.00	Housekeeping & Janitorial Services	\$31,400.00
Supplier License Application Fee	\$20,000.00	Maintenance & Repair Services	\$287,930.74
Supplier Annual License Renewal Fee	\$110,000.00	Computer Equipment	\$169,116.47
Replacement Gaming License	\$10,755.00	Office Equipment	\$12,450.40
Class A - Key License Renewal Fee	\$33,708.30	Property and Improvements	\$65.42
Supplier Key & Level 1 Application Fee	\$74,000.00	Building Lease Payments	\$576,937.49
Supplier Key & Level 1 License Renewal Fee	\$25,800.00	Equipment Rental & Leases	\$2,088.23
Fantasy Sports License Fees	\$8,500.00	Miscellaneous Expenses	\$7,066.98
Fantasy Sports License Deposit	\$9,000.00		
Bingo License Fee	\$15,110.00	Total Gaming Commission Expenditures	\$28,703,240.31
Bingo Hall Provider License	\$3,200.00		
Bingo Supplier License	\$1,000.00		
Bingo Manufacturer License	\$3,000.00		
Total License Fees	\$1,931,298.30	Other Expenditures & Transfers	
		Attorney General Salaries	\$75,523.41
		Attorney General Expense & Equipment	\$15,742.38
		MSHP Vehicle Maintenance	\$338,744.65
		MSHP Gasoline	\$448,774.27
		MSHP Administration	\$10,260.99
		MSHP Academy Expense & Equipment	\$28,134.91
		MSHP Admin Personnel Service	\$49,238.63
		MSHP Technical Services Expense & Equipment	\$163,786.60
		MSHP Vehicle Replacement	\$619,668.00
		Refunds	\$11,279.22
		Juvenile Court Diversion	\$500,000.00
		Total Other Expenditures & Transfers	\$2,261,153.06
Reimbursements		Appropriated Transfers	
MGC Reimbursement - Company Background	\$5,615.28	Veterans Commission CI Trust Fund	\$6,298,243.55
MGC Reimbursement - Level 1 Background	\$98,460.23	Missouri National Guard Trust Fund	\$4,000,000.00
MGC Reimbursement - Supplier Background	\$389,100.18	Missouri College Guarantee Fund Transfer	\$5,000,000.00
MGC Reimbursement - Enforcement	\$19,616,491.19	MOVERS Cost Allocation	\$285,424.00
MGC Reimbursement - Fantasy Sports	\$9,332.78	Cost Allocation Plan Transfer to General Revenue	\$421,468.00
Total Reimbursements	\$20,118,999.66	Total Appropriated Transfers	\$16,005,135.55
Other Income			
Admission Fees	\$27,541,523.00		
Appropriated Transfers In	\$276.25		
Time Deposits Interest	\$5,656.27		
US/Agency Securities Interest	\$181,923.66		
Employee Personal Exp Reimbursement	\$253.66		
Vendor Refunds	\$2,668.36		
Rebates	\$5,820.72		
Total Other Income	\$27,738,121.92		
Total Revenue	\$49,788,419.88	Total Expenditures & Transfers	\$46,969,528.92
		Ending Cash Balance*	\$6,117,134.51

*The ending cash balance will be transferred to the Veterans Commission Capital Improvement Fund.

Report on Competitiveness

COMPETITIVE TAX RATES AND FACILITIES		
ILLINOIS	Commercial Gaming Graduated tax rate from 15% to 50% of gross gaming revenue, \$2 to \$3 admissions tax Net Effective Tax Rate Consumer spending on Commercial Casino Gaming Calendar Year 2024 Video Lottery Terminal Locations	16 Casinos 25.0% \$2.9 billion 8,662
INDIANA	Commercial Gaming Graduated tax rate from 15% to 40% of gross gaming revenue; land-based, with one exception, also pay a supplemental wagering tax of 3.5% At racinos, the graduated tax is from 25% to 35% of gross gaming revenue Net Effective Tax Rate Consumer Spending on Commercial Casino Gaming Calendar Year 2024 Native American Gaming <i>*(11 riverboat or land-based, 2 racinos)</i>	13 Casinos* 22.5% \$2.9 billion 1 Casino
IOWA	Commercial Gaming Graduated tax rate from 5% to 22% on gross gaming revenue at riverboats and land-based casinos and up to 24% at racetracks with slots and table games Net Effective Tax Rate Consumer Spending on Commercial Casino Gaming Calendar Year 2024 Native American Gaming <i>*(18 riverboat or land-based, 1 racino)</i>	19 Casinos* 19.3% \$1.9 billion 4 Casinos
KANSAS	Commercial Gaming Minimum tax rate of 27% on gaming revenue Net Effective Tax Rate Consumer spending on Commercial Casino Gaming Calendar Year 2024 Native American Gaming	4 Casinos 19.8% \$631.7 million 7 Casinos
MISSISSIPPI	Commercial Gaming Graduated tax from 4% to 8% on gaming revenues; additional 3% to 4% tax on gaming revenues may be imposed by local governments Net Effective Tax Rate Consumer Spending on Commercial Casino Gaming Calendar Year 2024 Native American Gaming	26 Casinos 11.9% \$2.4 billion 3 Casinos
OKLAHOMA	Racetrack Casinos -Graduated state tax from 35% to 50% on gross gaming revenue Consumer Spending on Commercial Casino Gaming Calendar Year 2024 Native American Gaming	2 Racinos \$153 million 141 Casinos
ARKANSAS	Commercial Gaming Graduated tax from 13% to 20% on gaming revenues Net Effective Tax Rate Consumer spending on Commercial Casino Gaming Calendar Year 2024 <i>*(1 land-based casino, 2 racinos)</i>	3 Casinos* 15.3% \$720.4 million

Data compared on calendar year basis. Source: AGA State of the States 2025

MISSOURI COMPETITIVENESS

Commercial Gaming -- 13 casinos

21% tax on gross gaming revenue

(90% to the state/10% to the home dock community)

\$2 per patron admission fee (per 2-hour excursion, split 50/50 between home dock community and the state)

Net Effective Tax Rate

Commercial Casinos -- 24%

Missouri ranked #12 in total state tax gaming revenues

(reflecting a 2.4% decrease over the prior calendar year)

Missouri ranked #12 in consumer spending on commercial casino gaming

with \$1,879.8 million AGR for Calendar Year 2024

(reflecting a 2.1% decrease over the prior calendar year)

St. Louis, MO/IL is listed as #9 in the top U.S. Casino Markets

Calendar Year 2024, with \$1.064 billion AGR

Kansas City, MO/KS is listed as #16 in the top U.S. Casino Markets

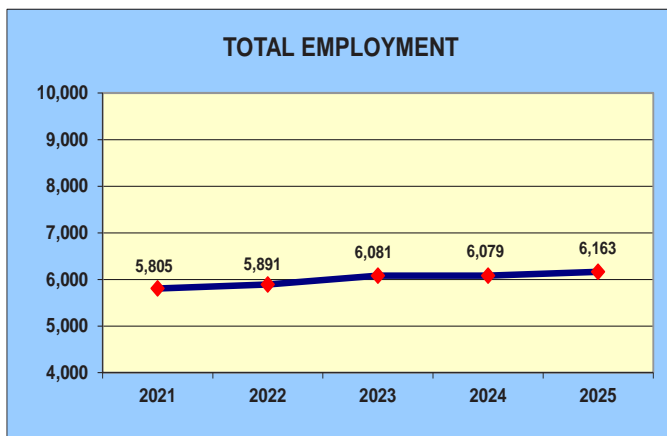
Calendar Year 2024, with \$827 million AGR

Sources: AGA State of the States 2025

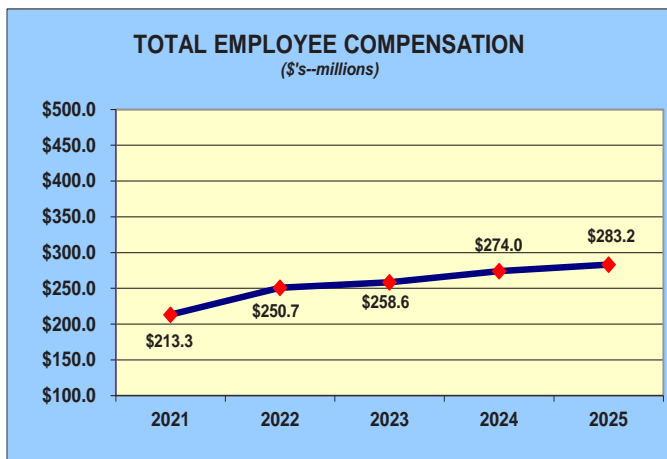
Economic Impact

In FY 2025, Missouri casinos:

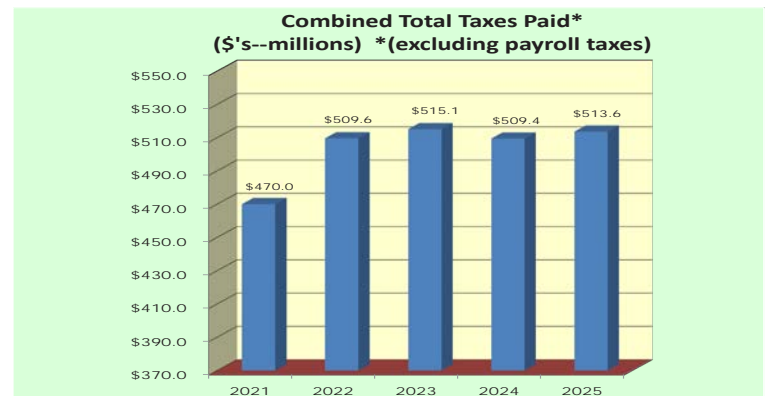
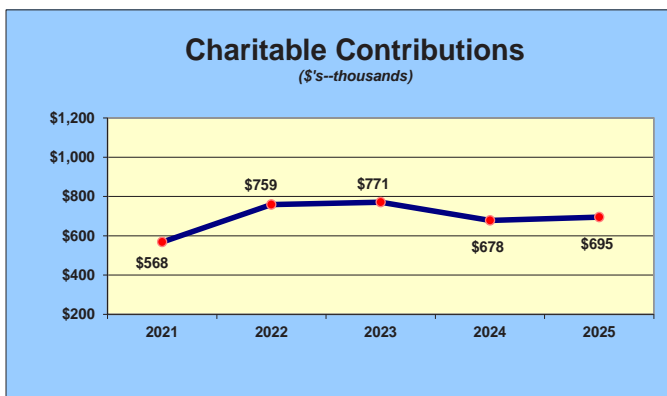
- Employed **6,163** people
- Paid Wages of **\$283.2 million**
- Contributed **\$401.8 million** in direct gaming taxes to state and local home-dock governments
- Contributed **\$55.1 million** in total state admission fees to special state funds and home-dock governments
- Earned **\$1.91 billion** in adjusted gross gaming revenue
- Paid total real estate and sales taxes of **\$56.7 million**, for a combined total of gaming and other taxes of **\$513.6 million**
- Invested a total of **\$3.8 billion** in capital investments to date



CASINO	2021	2022	2023	2024	2025
Ameristar Casino Kansas City	583	595	600	613	638
Ameristar Casino St. Charles	951	1,060	1,070	1,031	1,059
Argosy Riverside Casino	805	489	424	400	408
Hollywood Casino	541	665	736	785	781
Harrah's Kansas City	734	751	756	740	782
Isle of Capri - Boonville	311	317	322	324	313
Century Casino - Cape Girardeau	243	260	270	313	306
Bally's KC	296	322	322	372	320
Century Casino - Caruthersville	170	170	175	181	201
Horseshoe St. Louis	399	392	491	431	460
River City Casino	509	610	659	647	635
Mark Twain Casino	119	125	114	97	108
St. Jo Frontier Casino	144	135	142	145	152
TOTAL EMPLOYMENT	5,805	5,891	6,081	6,079	6,163



CASINO	2021	2022	2023	2024	2025
Ameristar Casino Kansas City	\$ 24.2	\$ 26.4	\$ 26.7	\$ 27.4	\$ 28.7
Ameristar Casino St. Charles	\$ 37.5	\$ 41.9	\$ 42.4	\$ 41.3	\$ 43.9
Argosy Riverside Casino	\$ 17.3	\$ 22.5	\$ 23.1	\$ 24.6	\$ 25.0
Hollywood Casino	\$ 17.8	\$ 27.7	\$ 29.6	\$ 32.2	\$ 32.5
Harrah's Kansas City	\$ 30.1	\$ 31.2	\$ 30.8	\$ 38.0	\$ 39.2
Isle of Capri - Boonville	\$ 10.1	\$ 11.1	\$ 11.3	\$ 11.3	\$ 11.0
Century Casino - Cape Girardeau	\$ 10.1	\$ 10.9	\$ 11.4	\$ 12.8	\$ 14.0
Bally's KC	\$ 12.7	\$ 16.3	\$ 17.1	\$ 17.6	\$ 17.2
Century Casino - Caruthersville	\$ 7.0	\$ 7.8	\$ 8.1	\$ 8.5	\$ 9.0
Horseshoe St. Louis	\$ 19.2	\$ 20.4	\$ 21.4	\$ 22.5	\$ 22.2
River City Casino	\$ 18.9	\$ 24.1	\$ 27.5	\$ 28.2	\$ 29.2
Mark Twain Casino	\$ 4.1	\$ 4.5	\$ 4.6	\$ 4.7	\$ 4.7
St. Jo Frontier Casino	\$ 4.3	\$ 5.9	\$ 4.6	\$ 4.9	\$ 6.6
TOTAL EMPLOYEE COMPENSATION	\$ 213.3	\$ 250.7	\$ 258.6	\$ 274.0	\$ 283.2



Ameristar Casino Kansas City

General Manager: Keith Henson
3200 N. Ameristar Drive
Kansas City, Missouri 64161
(816) 414-7000

Date Licensed: December 19, 2000
Gaming Space: 103,000 Square Feet
Electronic Gaming Devices: 1,640
Table Games: 42
(4) Specialty Restaurants, Café, & Food Court
Parking Garage
184-Room Hotel
Concert Hall, Meeting Space

Total Capital Investment in Property since Company
Purchase: \$396,166,987
Total Capital Investment in Property for
Fiscal Year: \$8,326,688
Total Employee Compensation: \$28,677,305
Real Estate/Personal Property Tax: \$4,443,065
State Sales Tax: \$2,033,983
State Withholding Tax on Jackpots: \$4,284,574
Federal Withholding Tax on Jackpots: \$5,399,090
City Lease Payments: \$140,000
Charitable Donations: \$60,161
Charitable Contributions By Patrons: \$63,230
Total Employment: 638
Minority Employment: 278
Female Employment: 294



Improvements
Accomplished from
Local Gaming
Revenues

City of Kansas City

	Adopted FY 2022-23	Adopted FY 2023-24	Adopted FY 2024-25
Public Safety	\$ -	\$ 12,203,591	\$ 12,300,000
Equipment	\$ 2,719,588	\$ -	\$ -
Public Facilities	\$ 8,686,285	\$ -	\$ -
Economic Development	\$ 65,593	\$ -	\$ -
Total Gaming Funds Allocated:	\$ 11,471,466	\$ 12,203,591	\$ 12,300,000

Sources of Gaming Revenue:

Gaming Tax - Allocated to providing services necessary for the safety of the public visiting excursion gambling boat.

Admission Fees - Allocated to providing services necessary for the safety of the public visiting excusing gambling boat.


SOURCE: City of Kansas City

Ameristar Casino St. Charles

General Manager: Douglas Lang
1 Ameristar Blvd.
St. Charles, Missouri 63301
(314) 940-4300

Date Licensed: December 19, 2000
Gaming Space: 130,000 Square Feet
Electronic Gaming Devices: 1,788
Table Games: 61
(6) Specialty Restaurants & Deli
397-Room Hotel, Spa
Meeting space, Ballrooms
Parking Garage

Total Capital Investment in Property since Company
Purchase: \$912,601,030
Total Capital Investment in Property for
Fiscal Year: \$29,782,730
Total Employee Compensation: \$43,903,875
Real Estate/Personal Property Tax: \$6,160,645
State Sales Tax: \$2,727,442
State Withholding Tax on Jackpots: \$6,432,943
Federal Withholding Tax on Jackpots: \$6,989,331
Charitable Donations: \$64,917
Charitable Contributions By Patrons: \$8,467
Total Employment: 1,059
Minority Employment: 475
Female Employment: 539



Boschertown Road Traffic Control

Improvements
Accomplished from
Local Gaming
Revenues

CITY OF ST. CHARLES

<u>DESCRIPTION</u>	<u>Actual CY 2023</u>	<u>Budget CY 2024</u>
<u>Engineering Equipment:</u>		
Cell Phone and Communication Equipment	\$ 1,290	\$
<u>Engineering Street Projects:</u>		
Muegge Road Pavement Rehabilitation	4,151	6,000
South Fifth Street Reconstruction	66,902	150,000
Hawks Nest Drive Rehabilitation	809	160,000
Sibley Street Sidewalks	14,454	484,000
Duchesne Drive Reconstruction	13,578	18,000
Second Street Reconstruction & Traffic Calming		957,354
<u>Public Works Equipment:</u>		
Office Equipment	630	
<u>Public Works Traffic Signalization:</u>		
Signal and Street Lighting Maintenance	162,619	
Gas Street Lighting Improvements	29,321	
New Poles and Fixtures	21,139	
LED Street Name ID Signs	35,990	
<u>Public Works Street Projects:</u>		
Street Surface Repairs - Asphalt	423,878	
Sidewalk and ADA Improvements	266,198	
Annual Bridge Culvert Maintenance Program	58,725	
Pavement Maintenance - Arterial and Collector Routes	220,199	
<u>Facilities Maintenance:</u>		
Public Works Facility (2871 Elm Point Industrial)	4,484	
Senior Center Improvements	28,596	
Restroom Renovation - Main Street/Washington Street	6,121	
Historic Society Building Improvements	10,986	
<u>Police Department:</u>		
Personnel Costs	4,654,471	4,541,962
<u>Fire:</u>		
Personnel Costs	2,969,529	2,704,123
<u>Economic Development/Redevelopment:</u>		
Economic Development Fund		50,000
Arena Project	240,000	240,000
Debt Service - 2020 Taxable Bonds	341,610	1,196,096
<u>Community Development</u>		
Façade Improvement	30,000	
	<u>\$ 9,605,679</u>	<u>\$ 10,507,535</u>

SOURCE: City of St. Charles

Argosy Riverside Casino

General Manager: Lance George

777 NW Argosy Parkway

Riverside, Missouri 64150

(816) 746-3100

Date Licensed: June 22, 1994

Gaming Space: 62,000 Square Feet

Electronic Gaming Devices: 1,077

Table Games: 31

(4) Specialty Restaurants, Deli, & Coffee House

258-Room Hotel, Spa

Meeting Space

Parking Garage

Total Capital Investment in Property since Company
Purchase: \$98,689,967

Total Capital Investment in Property for
Fiscal Year: \$4,629,105

Total Employee Compensation: \$24,961,114

Real Estate/Personal Property Tax: \$2,680,709

State Sales Tax: \$787,096

State Withholding Tax on Jackpots: \$3,707,672

Federal Withholding Tax on Jackpots: \$3,733,442

City Lease Payments: \$4,320,417

Charitable Donations: \$126,861

Charitable Contributions By Patrons: \$60,061

Total Employment: 408

Minority Employment: 205

Female Employment: 202



Riverside Dispatch
Upgrade

Riverside PD
Cruiser



City of Riverside

Assistance to Other Entities

Platte Senior Services	\$ 40,000
Northland Health Care	\$ 35,000
Park Hill School District	\$ 23,500
Level Up Kids	\$ 20,000
Northland Neighbors, Inc	\$ 15,000
Platte County Health Dept.	\$ 15,000
Platte County EDC	\$ 12,500
Synergy Services	\$ 10,000
Northland Regional Chamber	\$ 6,000
MOCSA	\$ 5,000
Feed Northland Kids	\$ 5,000
American Red Cross	\$ 3,000
YMCA Scholarships	\$ 3,000

Community Services

Healthy Citizens Initiative	\$ 260,000
City Wide Trash Collection	\$ 120,000
Ambulance Services for Residents	\$ 110,905
KCATA Local Transit Program (IRIS)	\$ 84,000
Senior Christmas Dinner	\$ 5,500

Equipment Purchases

Public Works Equipment/Vehicles/Mowers	\$ 442,000
IT - Network, Security and AV Upgrades	\$ 240,000
Administrative / Vehicles	\$ 35,000

Major Thoroughfare/Infrastructure

Riverway/9 Hwy/West Platte Rd Improv.	\$ 1,570,000
Annual Pavement Program	\$ 1,000,000
Gateway Improvements	\$ 1,000,000
Northwood Acres/Indian Hills Improv.	\$ 500,000
50th Street	\$ 250,000
MoDOT 635 & 9 Interchange Lighting	\$ 100,000
Entry Signage	\$ 50,000

Parks & Recreation

Swimming Pool / Splash Pad	\$ 1,640,000
Vivion Road Trail	\$ 960,000
Renner Brenner State Park	\$ 620,000
Other Park & Trail Improvements	\$ 500,000
9 Highway Trail	\$ 470,000
Community Center Improvements	\$ 266,000
Reaching Riverside Program	\$ 15,000
Swim Lessons	\$ 7,500

Public Facilities

City Hall / Public Works Reconfiguration	\$ 250,000
Annual Facility Improvements	\$ 228,000

Public Safety Departments Operating Budgets

Police	\$ 5,963,473
Fire	\$ 2,717,911

Total Estimate for FY 2023-24 \$ 19,598,289

Improvements
Accomplished from
Local Gaming
Revenues

Bally's Kansas City Casino

General Manager: Mark Wong
1800 E. Front Street
Kansas City, Missouri 64120
(816) 855-7777

Date Licensed: June 6, 2000
Gaming Space: 50,000 Square Feet
Electronic Gaming Devices: 844
Table Games: 27
(3) Specialty Restaurants
Meeting Space
Parking Garage

Total Capital Investment in Property since Company Purchase: \$212,471,057
Total Capital Investment in Property for Fiscal Year: \$5,513,965
Total Employee Compensation: \$17,188,112
Real Estate/Personal Property Tax: \$1,343,136
State Sales Tax: \$550,736
State Withholding Tax on Jackpots: \$1,615,971
Federal Withholding Tax on Jackpots: \$2,921,744
City Lease Payments: \$3,934,922
Charitable Donations: \$5,000
Charitable Contributions By Patrons: \$72,808
Total Employment: 320
Minority Employment: 152
Female Employment: 137



Improvements
Accomplished from
Local Gaming
Revenues

City of Kansas City

	Adopted FY 2022-23	Adopted FY 2023-24	Adopted FY 2024-25
Public Safety	\$ -	\$ 12,203,591	\$ 12,300,000
Equipment	\$ 2,719,588	\$ -	\$ -
Public Facilities	\$ 8,686,285	\$ -	\$ -
Economic Development	\$ 65,593	\$ -	\$ -
Total Gaming Funds Allocated:	\$ 11,471,466	\$ 12,203,591	\$ 12,300,000

Sources of Gaming Revenue:

Gaming Tax - Allocated to providing services necessary for the safety of the public visiting excursion gambling boat.

Admission Fees - Allocated to providing services necessary for the safety of the public visiting excusing gambling boat.

SOURCE: City of Kansas City

Century Casino Cape Girardeau


General Manager: Lyle Randolph
777 North Main Street
Cape Girardeau, MO 63701
(573) 730-7777

Date Licensed: October 30, 2012
Gaming Space: 41,536 Square Feet
Electronic Gaming Devices: 794
Table Games: 23
(2) Specialty Restaurants, Coffee House
69-Room Hotel
Meeting Event Center

Total Capital Investment in Property since Company
Purchase: \$338,581,189
Total Capital Investment in Property for
Fiscal Year: \$164,605,816
Total Employee Compensation: \$13,963,994
Real Estate/Personal Property Tax: \$1,227,060
State Sales Tax: \$412,683
State Withholding Tax on Jackpots: \$945,630
Federal Withholding Tax on Jackpots: \$1,382,680
Charitable Donations: \$64,718
Charitable Contributions By Patrons: \$2,862
Total Employment: 306
Minority Employment: 64
Female Employment: 129



Fire Station 3



Police Department
Tasers

Improvements
Accomplished from
Local Gaming
Revenues

City of Cape Girardeau

Casino Funded Projects/Programs	FY 2023/2024 Actual	FY 2024/2025 Budget
Revenue		
Gaming Taxes	\$ 2,493,945.30	\$ 2,400,000.00
Interest - includes estimated 3rd and 4th quarter interest	180,617.30	82,905.97
Interest paid by other funds	25,396.99	22,747.01
Repayment of interfund advance	211,998.33	213,085.81
Transfer from General Fund (fiber)	26,430.03	-
Sale of property	475,285.00	-
Revenue Total	\$ 3,413,672.95	\$ 2,718,738.79
Expenses		
City of Jackson	24,827.50	26,200.00
City of Scott City	6,925.00	7,400.00
County of Cape Girardeau	42,406.96	45,200.00
	600,000.00	600,000.00
Riverfront Matching Fund - Old Town Cape	207,359.56	201,446.00
Transfer to Capital Improvements Fund	400,000.00	400,000.00
	30,453.00	-
	40,497.00	19,575.00
	41,917.21	100,269.50
	-	305,000.00
	225,129.00	-
	79,318.36	219,861.00
	51,561.47	34,000.00
Capital Improvements to be determined	-	161,252.50
	47,847.17	45,042.00
	14,000.00	-
	124,683.00	-
	2,545.17	-
	\$ 1,939,470.40	\$ 2,165,246.00

Century Casino Caruthersville

General Manager: Denny Callen
777 E. 3rd Street
Caruthersville, Missouri 63830
(573) 333-1000

Date Licensed: April 27, 1995
Gaming Space: 12,000 Square Feet
Electronic Gaming Devices: 569
Table Games: 9
(1) Specialty Restaurant
74-Room Hotel, RV Park

Total Capital Investment in Property since Company
Purchase: \$137,256,190
Total Capital Investment in Property for
Fiscal Year: \$27,323,703
Total Employee Compensation: \$9,001,312
Real Estate/Personal Property Tax: \$295,282
State Sales Tax: \$157,116
State Withholding Tax on Jackpots: \$676,482
Federal Withholding Tax on Jackpots: \$688,523
Charitable Donations: \$33,777
Charitable Contributions By Patrons: \$2,114
Total Employment: 201
Minority Employment: 66
Female Employment: 108

City of Caruthersville

GAMING REVENUE EXPENDITURES	23-24 BUDGET	23-24 ACTUAL	24-25 BUDGET
<u>Water/ Wastewater Improvement</u>			
Plant Upgrades	175,000.00		67,148.39
Rotors	50,000.00		
Clairifier Repair	50,000.00		
Lift Station Motor/Liftstations	47,000.00	149,736.00	120,463.34
Meters			45,234.00
Meter Readers	25,000.00		
Alliance	730,175.00	732,624.00	697,919.00
<u>Street Improvements</u>			
Miscellaneous Street Improvements/Demo	25,000.00	25,700.00	66,049.34
<u>Public Safety</u>			
Police Cars/Equipment	60,000.00		
Emergency Management Phone System	45,000.00		
Wastepr		746,464.66	715,812.25
<u>Other Infrastructure</u>			
Exchange Building			17815.35
Recreation Roof	35,000.00		
Emergency Management/UMB/USDA	150,000.00		
TOTAL	\$ 1,392,175.00	\$ 1,654,524.66	\$ 1,730,441.67

City of Caruthersville



New City Truck



Tennis & Pickleball
Courts

Improvements
Accomplished from
Local Gaming
Revenues



Public Library

Harrah's Kansas City

General Manager: Julie Sola
One Riverboat Drive
North Kansas City, Missouri 64116
(816) 472-7777

Date Licensed: September 22, 1994
Gaming Space: 57,460 Square Feet
Electronic Gaming Devices: 1,063
Table Games: 55
(3) Specialty Restaurants
392-Room Hotel
Meeting Space
Parking Garage

Total Capital Investment in Property since Company Purchase: \$493,833,179
Total Capital Investment in Property for Fiscal Year: \$9,062,516
Total Employee Compensation: \$39,186,556
Real Estate/Personal Property Tax: \$2,555,173
State Sales Tax: \$1,543,352
State Withholding Tax on Jackpots: \$3,693,751
Federal Withholding Tax on Jackpots: \$3,258,379
City Lease Payments: \$2,969,697
Charitable Donations: \$180,293
Charitable Contributions By Patrons: \$11,060
Total Employment: 782
Minority Employment: 322
Female Employment: 366



NKC Police Car

NKC Fire Station
Reovations



City of North Kansas City

Category	Actual 2023-2024	Budget 2024-2025
Non-Capital Services	\$ 1,285,754	\$ 1,672,700
Total Services	\$ 1,285,754	\$ 1,672,700
Capital Outlay		
Land Acquisition	\$ 133,407	\$ 500,000
Total Land Acquisition	\$ 133,407	\$ 500,000
Buildings	\$ 16,731	\$ 1,638,256
Total Buildings	\$ 16,731	\$ 1,638,256
Building Improvements		
Fire Department	\$ 888	\$ 130,000
Police	-	20,000
Buildings and Grounds	73,420	3,313,701
Total Building Improvements	\$ 74,308	\$ 3,463,701
Equipment		
Fire Department	\$ 1,392,458	\$ 231,000
Police Department	377,120	428,866
Public Works	267,503	208,000
Total Equipment	\$ 2,037,081	\$ 867,866
Information Technology		
Interdepartmental	\$ 223,504	\$ 307,000
Total Information Technology	\$ 223,504	\$ 307,000
Infrastructure		
Public Works	\$ 312,111	\$ 12,428,031
	\$ 312,111	\$ 12,428,031
Interfund Transfers Out	\$ 2,315,420	\$ 1,450,000
Total Interfund Transfers Out	\$ 2,315,420	\$ 1,450,000
TOTAL EXPENDITURES	\$ 6,398,317	\$ 22,327,554

SOURCE: City of Kansas City

Improvements
Accomplished from
Local Gaming
Revenues

Hollywood Casino

General Manager: Michael Jerlecki
777 Casino Center Drive
Maryland Heights, Missouri 63043
(314) 770-8100

Date Licensed: March 11, 1997
Gaming Space: 120,000 Square Feet
Electronic Gaming Devices: 1,618
Table Games: 59
(4) Specialty Restaurants, Coffee House
502-Room Hotel
Meeting Space
Parking Garage

Total Capital Investment in Property since Company
Purchase: \$137,735,530
Total Capital Investment in Property for
Fiscal Year: \$3,898,775
Total Employee Compensation: \$32,508,383
Real Estate/Personal Property Tax: \$8,047,535
State Sales Tax: \$1,253,970
State Withholding Tax on Jackpots: \$5,347,441
Federal Withholding Tax on Jackpots: \$5,442,832
Charitable Donations: \$54,200
Charitable Contributions By Patrons: \$49,214
Total Employment: 781
Minority Employment: 390
Female Employment: 355

City of Maryland Heights

	2022	2023	2024
General Fund			
Operating expenses - Police Department	1,750,000	1,750,000	2,000,000
Other Operating Expenses	2,250,000	2,200,530	2,338,435
Total Operating Expenses	4,000,000	3,950,530	4,338,435
Residential trash, recycling, and yard waste services	1,809,505	1,864,077	1,921,345
Total General Fund	5,809,505	5,814,606	6,259,780
Capital Improvements			
Street maintenance - concrete and asphalt	853,611	831,348	728,725
Adie Road	20,663	41,988	1,662,864
ADA Transition Plan	-	-	-
Fee Fee Road Rehab	21,704	1,998,849	169,387
Various Sidewalk Projects	332,158	20,041	-
Right-of-Way Enhancements	37,121	28,455	-
Software Upgrades-Citywide	4,075	-	-
Fee Fee Greenway Extension	30,601	-	-
Governement Center Parking Lot Overlay	249,478	-	-
Wesglen Estates Trail	32,870	-	-
Public Works Capital Equipment	77,792	-	-
Capital Project Management	223,741	247,188	121,788
Total Capital Improvement Expenditures	1,883,813	3,167,869	2,682,763
Maryland Park Lake District Economic Development			
	-	-	-
Casino Drive Entertainment District			
	-	-	-
Sustainability Center			
	397,464	-	-
Total expenditures of gaming funds	8,090,782	8,982,475	8,942,543

SOURCE: City of Maryland Heights



Improvements
Accomplished from
Local Gaming
Revenues

Horseshoe St. Louis

General Manager: Glenn Keenan
999 N. Second Street
St. Louis, MO 63102
(314) 881-7777

Date Licensed: December 19, 2007
Gaming Space: 75,000 Square Feet
Electronic Gaming Devices: 913
Table Games: 30
(4) Specialty Restaurants, Coffee House
Meeting Space, Ballroom
294-Room Hotel
Parking Garage

Total Capital Investment in Property since Company
Purchase: \$318,841,468
Total Capital Investment in Property for
Fiscal Year: \$8,492,501
Total Employee Compensation: \$22,258,808
Real Estate/Personal Property Tax: \$7,493,173
State Sales Tax: \$447,265
State Withholding Tax on Jackpots: \$2,786,728
Federal Withholding Tax on Jackpots: \$2,808,812
Charitable Donations: \$58,574
Charitable Contributions By Patrons: No Info Given
Total Employment: 460
Minority Employment: 324
Female Employment: 231

City of St. Louis

Sources of Gaming Revenue:

Local Portion of AGR Tax - 2.1%: Allocated to support police patrols, fire marine unit supplies and conduct public safety related capital improvements on the riverfront

Local Portion of Admission Fee - \$1.00: Allocated primarily to the City's Capital Fund. These funds are budgeted each year for items such as arterial street paving, bridge repair, rolling stock replacement, public building improvements, etc..

	FY21	FY22	FY23	FY24	FY25b
Public Safety					
Police Patrols	\$ 2,185,000	\$ 3,412,672	\$ 3,413,000	\$ 3,413,000	\$ 3,413,000
Fire Department Marine Unit Supplies	\$ 28,116	\$ 26,051	10,007	\$ 21,510	\$ 30,000
Subtotal	\$ 2,213,116	\$ 3,438,723	\$ 3,423,007	\$ 3,434,510	\$ 3,443,000
Capital Improvements					
Capital Fund Contribution	\$ 1,500,000	\$ 2,000,000	\$ 1,000,000	\$ 1,000,000	\$ 1,000,000
Bridge Match Capital	\$ -	\$ 1,500,000	\$ 1,500,000	\$ 1,500,000	\$ 1,500,000
Subtotal	\$ 1,500,000	\$ 3,500,000	\$ 2,500,000	\$ 2,500,000	\$ 2,500,000
Total	\$ 3,713,116	\$ 6,938,723	\$ 5,923,007	\$ 5,934,510	\$ 5,943,000

SOURCE: City of St. Louis



Sidewalk
ADA Ramp



New Crosswalk on
Chippewa

Improvements
Accomplished from
Local Gaming
Revenues

Isle of Capri - Boonville

General Manager: Kathryn Schuster
100 Isle of Capri Boulevard
Boonville, MO 65233
(660) 882-1200

Date Licensed: December 6, 2001
Gaming Space: 28,000 Square Feet
Electronic Gaming Devices: 650
Table Games: 15
(2) Specialty Restaurants
Meeting Space, Ballroom
140-Room Hotel

Total Capital Investment in Property since Company
Purchase: \$141,067,000
Total Capital Investment in Property for
Fiscal Year: \$1,081,000
Total Employee Compensation: \$10,960,000
Real Estate/Personal Property Tax: \$629,000
State Sales Tax: \$458,000
State Withholding Tax on Jackpots: \$1,618,000
Federal Withholding Tax on Jackpots: \$2,528,000
Charitable Donations: \$34,000
Charitable Contributions By Patrons: \$26,000
Total Employment: 313
Minority Employment: 69
Female Employment: 155



Boonville SCBA's

Improvements
Accomplished from
Local Gaming
Revenues

Main Street
Overlays

City of Boonville

Audit Fees	\$ 1,000
Howard County Sheriff's Department	27,000
Howard County Prosecuting Attorney	15,000
New Franklin Police Department	10,000
Cooper County Sheriff's Department	40,000
Cooper County Prosecuting Attorney	27,000
Oats -- Katy Flyer	15,000
City of Blackwater	1,000
City of Bunceton	1,000
City of Pilot Grove	1,000
Police Department	40,000
Various Planning	22,250
ADA Projects	21,900
Street Improvements	201,970
Drainage Projects	26,509
Police Vehicles (2)	81,000
Debt Service -- COP's	625,000
Strategic Planning	45,000
Transfer General Fund -- Operations	680,000
Professional Services	100,000
Various	19,000
Security Cameras	56,700
HVAC System at State Fair Community College	200,000
Window at Council Chambers	13,000
New Street Light Boxes	60,000
Transfer Station Building Improvements	175,900
Crosswalk at Main Street	20,000
Airport Fuel Tanks	12,000
Street Department Paint Machine	11,000
Street Department Dump Truck	100,000
Street Department Equipment	290,000
K9 Officer Training, New Canine, and New Dog House	20,000
Total	\$ 2,959,229

SOURCE: City of Boonville



Mark Twain Casino

General Manager: Ryan Lounsbury
 104 Pierce Street
 LaGrange, Missouri 63448
 (573) 655-4770

Date Licensed: February 1, 2005
 Gaming Space: 13,667 Square Feet
 Electronic Gaming Devices: 390
 Table Games: 0
 (1) Specialty Restaurant
 Banquet Room

Total Capital Investment in Property since Company Purchase: \$39,817,057
 Total Capital Investment in Property for Fiscal Year: \$3,100,466
 Total Employee Compensation: \$4,716,911
 Real Estate/Personal Property Tax: \$235,982
 State Sales Tax: \$49,859
 State Withholding Tax on Jackpots: \$456,991
 Federal Withholding Tax on Jackpots: \$819,635
 Charitable Donations: \$7,744
 Charitable Contributions By Patrons: \$29,199
 Total Employment: 108
 Minority Employment: 10
 Female Employment: 51



Improvements
 Accomplished from
 Local Gaming
 Revenues

City of LaGrange

		2024-2025
General Fund	Office Equipment	\$ 6,000.00
	Building/Grounds	5,000.00
	Parks	10,000.00
	Surplus Investment	5,000.00
Police Fund	Vehicle	50,000.00
	Surplus Investment	10,000.00
	Equipment	15,000.00
Fire Fund	Surplus Investment	10,000.00
	Equipment	55,000.00
	Office Equipment	1,500.00
	Building	2,500.00
Water	Surplus Investment	10,000.00
	Revenue Bond	39,700.00
	Other Capital (Lead Lines)	92,733.00
	Equipment	6,200.00
	Machinery/Vehicle	8,000.00
WasteWater	Building/Grounds	3,500.00
	USDA Bonds	32,307.00
	Revenue Bond	39,700.00
	Other Capital (Camera Lines)	28,000.00
	Machinery/Vehicle	8,300.00
	Surplus Investment	10,000.00
Public Works	Machinery Vehicle	8,300.00
	Street Improvements	160,000.00
	Citizen Sidewalk Program	5,000.00
	Surplus Investment	10,000.00
	Equipment	6,500.00
		Total \$ 638,240.00

SOURCE: City of Caruthersville

Police Tahoe

Backhoe



River City Casino

General Manager: Mike Thoma
777 River City Casino Blvd.
St. Louis, MO 63125
(314) 388-7502

Date Licensed: March 1, 2010
Gaming Space: 90,000 Square Feet
Electronic Gaming Devices: 1,588
Table Games: 42
(5) Specialty Restaurants
200-Room Hotel
Parking Garage
Meeting Space, Concert Hall

Total Capital Investment in Property since Company
Purchase: \$509,031,615
Total Capital Investment in Property for
Fiscal Year: \$4,802,501
Total Employee Compensation: \$29,271,710
Real Estate/Personal Property Tax: \$9,009,912
State Sales Tax: \$1,732,084
State Withholding Tax on Jackpots: \$4,821,956
Federal Withholding Tax on Jackpots: \$6,233,966
City Lease Payments: \$6,314,714
Charitable Donations: \$4,793
Charitable Contributions By Patrons: \$55,585
Total Employment: 635
Minority Employment: 319
Female Employment: 284

St. Louis County

Revenues:

Admission Tax	\$ 4,083,661
Gaming Tax	\$ 5,231,219
Total	\$ 9,314,880

Expenditures:

Police Crime Laboratory / 911 Call Center (reflects debt service expenditures made between 7/1/23 and 6/30/24)	\$ 610,875	The County leveraged casino revenues to issue \$11.6 million in bonds in 2010 (refunded in 2020) for the purpose of constructing a new police crime laboratory and equipping the County's 911 call center. The new lab provides adequate work space and allows employees to process evidence more efficiently. Casino revenues also helped to fund additional employees which will improve case turnaround time. The crime laboratory will help the Police Department with future accreditation and will help provide the St. Louis region with high quality, state of the art investigation services to help us prevent as well as react to crime in the community.
--	------------	--

Business Incubator Center (reflects debt service expenditures made between 7/1/23 and 6/30/24)	\$ 427,100	The County leveraged casino revenues to issue \$7.1 million in bonds in 2010 (refunded in 2020) for the purpose of renovating and improving existing business incubator facilities and acquiring and renovating new business incubator facilities. These facilities provide affordable office and warehouse space and support services to new and growing businesses in a variety of disciplines including information technology, research, transportation and distribution, and professional services.
--	------------	--

General public safety costs	\$ 4,620,344
General government costs	\$ 3,656,561
Total	\$ 9,314,880

SOURCE: St. Louis County

St. Louis County Port Authority Funded Projects

(Lease revenue committed 7/1/23 through 6/30/24)

Port Authority Community Investment grants	\$ 3,300,000
Helix Fund - Resources for Plant and Life Sciences Startup Companies (FY 2023 - 2025)	1,400,000
Lemay Community and North County Aquatic Park Bonds (debt service expenditures)	1,031,329
Banshee Road Bond (debt service expenditures)	233,503
Lufthansa - International Flight Incentive Program	1,250,000
39 North Agtech Innovation District (FY 2023 - 2025)	300,000
	\$ 7,514,832

SOURCE: St. Louis County Port Authority



StL Venture Works

Improvements
Accomplished from
Local Gaming
Revenues



39 North Agtech
Innovation
District

St. Jo Frontier Casino

General Manager: Donald Wren

777 Winners Circle

St. Joseph, Missouri 64505

(816) 279-5514

Date Licensed: February 1, 2005

Gaming Space: 18,000 Square Feet

Electronic Gaming Devices: 446

Table Games: 5

Hybrid Games: 6

(3) Specialty Restaurants, Coffee House

Meeting Space

Total Capital Investment in Property since Company

Purchase: \$64,206,865

Total Capital Investment in Property for

Fiscal Year: \$2,799,064

Total Employee Compensation: \$6,626,944

Real Estate/Personal Property Tax: \$273,037

State Sales Tax: \$142,008

State Withholding Tax on Jackpots: \$541,914

Federal Withholding Tax on Jackpots: \$991,657

Charitable Donations: \$450

Charitable Contributions By Patrons: \$7,417

Total Employment: 152

Minority Employment: 25

Female Employment: 84

City of St. Joseph

CATEGORY	Actual FY 2022/23	Projected FY 2023/24
City Sponsored Festivals / Celebrations	32,550	43,400
Downtown Development & Revitalization		
Allied Arts Contribution/MO Bicentennial	30,000	30,000
Projects for Better Historic Preservation & Property Maintenance Activity	153,205	162,007
Economic Development		
Professional Services - Outside Legal Issues	276,132	10,760
C of C - Economic Development Contract	200,000	243,650
C of C - Workforce Development	10,000	10,000
Community Alliance Partnership	29,413	20,000
Innovation Stockyards	20,000	20,000
MO-KAN	25,000	25,000
MWSU Center for Service	40,000	0
Other		
Public Awareness/Education	29,288	22,053
City's Rosecrans Airport-Operations Support	70,000	70,000
City's Parking Maintenance-Operations Support	6,500	6,500
City's Nature Center-Operations Support	40,000	40,000
MO Home Dock Cities Assoc	5,000	0
In kind Service for festivals and parades	3,000	3,000
State Legislative Lobbyist	9,900	10,000
Total Expenditures	979,988	716,369

SOURCE: City of St. Joseph



Sculpture Walk Dragon

Buchanan County

	2022 ACTUAL EXPENDITURES	2023 FINAL EXPENDITURES	2024 BUDGET
APPROPRIATIONS:			
Health and Welfare			
Social Welfare Board	361,607.88	353,187.96	353,188.00
Health Department	79,605.66	83,589.06	0.00
Public Services			
Extension Council	91,200.00	83,600.00	81,200.00
Soil & Water Conserv.		10,000.00	5,000.00
General Accounts			
Cold Weather Shelter		174,609.66	
Voices of Courage- New Facility Remodel		150,000.00	
Training Camp Bleachers		7,500.00	
Holiday Experience		2,000.00	2,000.00
Pilot Reading Program			22,100.00
Food Programs for schools			80,000.00
County Clean Up/Abandoned House Clean Up			112,700.00
Arts		10,000.00	10,000.00
Airshow			20,000.00
NW Mo Genealogy		14,000.00	5,000.00
Sisters of Solace			25,000.00
Reserve	121,965.27	393,354.35	662,395.05
TOTAL	654,378.81	1,281,841.03	1,378,583.05

SOURCE: Buchanan County

Improvements
Accomplished from
Local Gaming
Revenues

Charitable Gaming

Charitable Gaming includes licensed bingo and other associated games such as pull-tabs, merchandise coin boards, and event tickets. Bingo was legalized in 1980 and came under the Missouri Gaming Commission on July 1, 1994. The operation of bingo and the other associated games is restricted to qualified licensed religious, charitable, fraternal, veteran, and service organizations. The Charitable Games Division also licenses hall providers, suppliers, and manufacturers of bingo products.

All proceeds over and above the actual cost of conducting bingo must be used for charitable, religious, or philanthropic purposes of the organization, and no part of the net earnings may inure to the benefit of any individual member of the organization. Bingo proceeds collected by these tax-exempt organizations are used to fund various projects such as veterans homes, drug awareness programs, prevention of child abuse, cancer care and research, Alzheimer's care and research, Boy & Girl Scouts, various religious organizations, scholarships, sight and hearing care for impoverished citizens, and many more.

More than \$100 million has been generated in tax revenue since bingo was legalized. The chart below represents the actual tax reported for bingo paper and pull-tabs for the past five fiscal years. All bingo tax is deposited into the Proceeds for Education Fund. A comparison of tax paid per file period shows a slight decline in the overall taxes reported for bingo paper and pull-tab sales combined.

Actual Tax Reported For File Period					
YEAR	FY21*	FY22	FY23	FY24	FY25
PAPER	\$425,084.81	\$579,689.74	\$615,259.79	\$598,568.80	\$579,362.06
PULL-TAB	\$689,239.56	\$838,479.94	\$881,894.89	\$843,919.86	\$861,747.02
TOTAL	\$1,114,324.37	\$1,418,169.68	\$1,497,154.68	\$1,442,488.66	\$1,441,109.08

*Tax amounts for FY2021 were significantly impacted by the COVID-19 virus.

The charts below reflect the total bingo taxes deposited and the total number of licensees over the past four years. The bingo tax deposited is different from the tax reported per file period because of the due date of reporting. Reports are due the last day of the month following the month in which the bingo card or pull-tab was sold; therefore, the tax collected for certain file periods during the fiscal year may be included in different fiscal year deposits.

Total Deposits into Proceeds For Education				
Year	FY22	FY23	FY24	FY25
Tax Collected	\$1,370,781.01	\$1,445,120.79	\$1,438,393.42	\$1,332,625.29
Interest Earned	\$767.55	\$7,633.72	\$3,314.93	\$4,320.63
Total	\$1,371,548.56	\$1,452,754.51	\$1,441,708.35	\$1,336,945.92

TYPE OF LICENSE	FY22	FY23	FY24	FY25
REGULAR BINGO	182	173	162	162
SPECIAL BINGO (Valid for one event from 1 to 7 days)	201	231	248	234
ABBREVIATED PULL-TAB (Valid for 24 hours, limit 15 per calendar year)	103	111	103	103
SUPPLIER	1	1	1	1
MANUFACTURER	3	3	3	3
HALL PROVIDER	53	49	48	46

Fantasy Sports Contests

The Missouri Fantasy Sports Consumer Protection Act went into effect August 28, 2016. Fourteen fantasy sports companies are currently licensed to offer fantasy sports contests in Missouri.

Company	Web Address
DK Crown Holdings, Inc.	www.draftkings.com
FanDuel, Inc.	www.fanduel.com
RealTime Fantasy Sports, Inc.	www.RTSports.com
SportsHub Games Network, Inc.	www.shgn.com
Yahoo Fantasy Sports, LLC	sports.yahoo.com
FFPC, LLC	www.myffpc.com
Underdog Sports, Inc.	underdogfantasy.com
OwnersBox 3.0 Corporation	www.ownersbox.com
Two Nine Sports, Inc.	play.stathero.com
FastDraft, LLC*	fastdraft.app
SidePrize, LLC*	www.prizepicks.com
Sleeper DFS LLC*	www.sleeper.app
TokenTourney LLC*	www.tokenTourney.io
Certamen Games LLC*	www.splashsports.com

*Licensed in 2024 or 2025, therefore not reflected in the table below.

Company	Operation Fees for Calendar Year 2023
DK Crown Holdings, Inc.	\$303,815
FanDuel, Inc.	\$97,426
RealTime Fantasy Sports Inc.	\$2,440
SportsHub Games Network, Inc.	\$2,151
Yahoo Fantasy Sports, LLC	\$1,946
FFPC, LLC	\$2,888
Underdog Sports, Inc.	\$24,322
OwnersBox 3.0 Corporation	\$0
Two Nine Sports, Inc.	\$72
Total	\$435,060

The above table shows the amount of annual operations fees collected in FY2025 from licensed operators for the calendar year 2023. All fees collected are placed in the Gaming Proceeds for Education fund.

Annual Deposits	FY22	FY23	FY24	FY25
Annual Operation Fees	\$370,535	\$494,163	\$425,738	\$435,060
Annual License Renewal Fees	\$10,000	\$10,000	\$10,000	\$8,500

The above chart shows the annual operation fees and annual license renewal fees deposited during the last four fiscal years. The annual operation fees are due on November 1st of the following year. The annual renewal fee for each licensee is \$0, \$1,000, \$2,500, or \$5,000 based on net revenues. These fees are paid to the Gaming Commission fund.

Missouri State Highway Patrol

The Gaming Division was established on May 1, 1994, by order of Colonel Fred M. Mills and was the first new division established within the Patrol since the creation of the Division of Drug and Crime Control in 1983. Officers assigned to the division conduct investigations and enforcement functions necessary to assist with regulating legal gaming activities in Missouri.

Under terms established by a memorandum of understanding, the Patrol's Gaming Division works in concert with the Missouri Gaming Commission to license and regulate constitutionally permitted gaming activities in the state. The division is part of the Patrol's Criminal Investigation Bureau and is under the command of Captain Andrew O. Tourney. The division is divided into Administrative Services, Investigations, Eastern and Western District Enforcement.

The Administrative Services Section, under the direction of Lieutenant Kevin J. Hunter, is responsible for administrative aspects of division operations, including supervision of Administrative Support Professionals and the property control supervisor, fleet management, training, criminal records, overtime, recruiting, personnel actions, and special projects.

The Investigative Unit, under the direction of Lieutenant Shawn M. Griggs, conducts comprehensive background investigations of individuals and corporate entities seeking licensures from the Missouri Gaming Commission. The individuals and entities subject to background investigation are specified in 11CSR45-4, and the results of completed investigations are used by the Missouri Gaming Commission when evaluating their suitability for licensing. Additionally, the unit assists the Missouri Gaming Commission with investigations related to licensed charitable gaming and fantasy sports operations in the state.

Lieutenant Jody T. Laramore and Lieutenant Jeffery T. Fitzgerald direct enforcement operations in the eastern and western districts of the state. Officers assigned to the Enforcement Section conduct investigations into violations of Missouri Gaming Commission regulations and investigate and arrest individuals for violations of criminal law. Results of regulatory investigations are referred to the Missouri Gaming Commission for administrative action, while violations of criminal law are referred to the prosecuting attorney.

All four sections of the Patrol's Gaming Division are provided with clerical support from Administrative Support Professional Ms. Rachel M. Thowe and Administrative Support Assistant Ms. Stacy Slayton. Their responsibilities include processing criminal investigation reports and similar administrative tasks.

The Gaming Division's proactive approach and collaboration with the Missouri Gaming Commission reflects a commitment to ensuring the integrity of licensed gaming activities and contributing to the safety of those who live in and visit the state.

MSHP Gaming Division FY 2025 Enforcement Statistics	Arrests			Criminal Investigations	Regulatory Investigations	Notices of Investigation	Compliance Directives
	Arrest Misd.	Arrest Felony	Total Persons Arrested				
Ameristar Casino (Kansas City)	110	9	68	121	254	112	222
Argosy Casino	54	13	33	100	361	9	307
Harrah's North Kansas City Casino	66	9	31	107	348	13	350
St. Jo Frontier Casino	10	4	13	13	24	11	74
Isle of Capri Boonville Casino	9	0	7	11	177	16	161
Bally's Casino - Kansas City	151	25	78	216	621	11	548
Ameristar Casino (Saint Charles)	166	40	93	183	128	23	170
Hollywood Casino St. Louis	218	46	130	190	102	29	100
Century Casino Caruthersville	7	3	7	23	41	7	307
Horseshoe St. Louis	30	13	28	51	113	24	91
Mark Twain Casino	11	3	13	20	76	5	46
River City Casino	212	149	130	144	127	14	134
Century Casino Cape Girardeau	31	6	25	54	223	227	169
TOTAL	1075	320	656	1233	2595	501	2679

Notes

Notes

