



**Annual
Report
2022**



The Missouri Gaming Commission licenses business and individuals, collects taxes and fees and enforces gaming laws and regulations. The Commission regulates charitable and commercial gaming while ensuring the integrity of the gaming industry.

MGC Mission Statement

Visit Us At:

<http://www.mgc.dps.mo.gov>

<http://www.showmegaming.com>

Table of Contents

Executive Director Peggy D. Richardson.....	4
Message from Chairman Mike Leara	5
Commissioners	6
Money to Worthy Causes	8
Gaming Proceeds for Education Fund.....	9
Casino Gaming in Missouri	10
Gaming Tax & Admission Fee.....	11
Fiscal Year 2022 Summary.....	12
MGC Statement of Revenues & Expenditures	13
Report on Competitiveness	14
Economic Impact	15
FY 2022 Operation Results	
Ameristar Casino Kansas City.....	16
Ameristar Casino St. Charles	17
Argosy Riverside Casino	18
Bally’s Kansas City Casino (f/k/a Casino KC).....	19
Century Casino Cape Girardeau.....	20
Century Casino Caruthersville	21
Harrah’s Kansas City	22
Hollywood Casino.....	23
Horseshoe St. Louis (f/k/a Lumière Place).....	24
Isle of Capri – Boonville	25
Mark Twain Casino	26
River City Casino	27
St. Jo Frontier Casino	28
Charitable Gaming.....	29
Fantasy Sports.....	30
Missouri State Highway Patrol	31

Executive Director Peggy D. Richardson



Peggy D. Richardson is a former judge in Moniteau County having served for over 22 years. Richardson was elected Associate Circuit Judge in Moniteau County in 1998, and re-elected every four years after until she became Circuit Judge for the 26th Judicial Circuit in 2016. She received her undergraduate degree from Central Missouri State University and her Juris Doctorate from the University of Missouri. She is a Morgan County native and a graduate of Tipton High School.

Peggy Richardson is the eighth executive director and the first woman in the role in Missouri Gaming Commission history. Richardson began her duties May 14, 2021.

Message from Chairman Mike Leara



As the world continues to recover from the Coronavirus Pandemic, gaming in Missouri has proven to be a consistent and significant boost for the state's economy. One of the most important functions of MGC is monitoring the collection of Admission fees and the gaming tax on AGR, or Adjusted Gross Receipts. While pandemic challenges were still present, state fiscal year 2022 ended on a positive note, with an 8% increase in casino Admissions and a 10% increase in Adjusted Gross Receipts as compared to fiscal year 2021.

A quarrelsome 2022 legislative session came to an end without the legalization of sports wagering in Missouri. Several sports wagering bills were discussed in the Missouri House and Senate, and for the first time, Missouri professional teams came out in support of sports betting. Although the bills did not progress past the Senate, I am proud of the Gaming Commission staff for the preparations made in the rule-writing process. As we anticipate sports wagering discussions to continue in the Capitol, MGC will be ready to follow through under the direction of the legislature.

Senate Bill 987 did make it to the finish line. The new law restates the non-floating facility law (SB26) that was passed last year. Due to litigation over that omnibus bill, the new law reassures the legality for Century Casino in Caruthersville to proceed with a construction project for a land-based casino within 1,000 feet of the river. The current casino in Caruthersville is the last riverboat casino in the state, but the law change allows them to move onto land. The new casino is expected to be completed in 2024.

MGC takes great pride in contributions to worthy causes and education, which are under the direction of the legislature. FY2022 money to worthy causes from Admission Fees totaled just over \$20 million. The worthy causes are the Veterans Commission Capitol Improvement Trust Fund, the Missouri National Guard Trust Fund, the MO College Guarantee Access Missouri Financial Assistance Fund and the Compulsive Gambler's Fund. Since inception, money to worthy causes has surpassed \$1 billion. FY2022 money to education from the Gaming Tax on AGR totaled almost \$360 million. Since inception, money to the Proceeds for Education Fund has exceeded \$7.3 billion.

Along with riverboat casinos, the Missouri Gaming Commission also regulates charitable gaming and fantasy sports contests. FY2022 shows a slight decline in bingo operations, which now stands at 182 organizations. Fantasy sports operations held steady in Missouri with eight operators throughout the year.

I would like to thank the employees of MGC and the Gaming Division of the Missouri State Highway Patrol for their daily dedication to ensure the integrity of gaming throughout the state. I would also like to thank my fellow commissioners for their time and dedication to the Missouri Gaming Commission. Going forward, MGC will continue regulatory duties, while always keeping patrons' best interests in mind.

Commissioners

Mike Leara, *Chairman*



Mike Leara was born and raised in St. Louis, Missouri. He attended St. Louis Community College at Meramec and Saint Louis University. Mr. Leara spent his early days in the financial services industry with Merrill Lynch in St. Louis and Houston, Texas. In 1995, Mr. Leara joined Stifel, Nicolaus & Co. until becoming an independent advisor and brokerage firm Principal in 1999. Mr. Leara is currently the owner of Gateway Advisors, LLC, a Registered Investment Advisory firm located in St. Louis.

Mr. Leara began his political career as president of the Concord Township Republicans in 1997 and subsequently appointed Committeeman of Concord Township in 2003, re-elected in 2004 and 2008. In 2008 Mr. Leara was also elected to the Missouri House of Representatives. While serving in the Missouri House, he served as Chairman of the House Committee on Pensions, Joint Committee on Pensions and Administration & Accounts Committee. Mr. Leara also served as Vice-Chair of the Missouri State Employees Retirement System (MOS-ERS). Mr. Leara was re-elected in 2010, 2012 and 2014 serving until his retirement in January 2017. Mr. Leara is a member of Abiding Savior Lutheran Church in St. Louis and in his spare time, enjoys restoring muscle cars, motorcycles and military vehicles.

Pat Conway



Pat Conway is a lifetime resident of St. Joseph, Missouri. He served in the Missouri House of Representatives from 2010-2019 for the 10th District. Pat Conway was Buchanan County Clerk from 1983-2010. A Vietnam Veteran, Conway has served on the Missouri Veterans Commission and is a member of the Knights of Columbus, the American Legion and several other military and civic organizations. He's a graduate of Missouri Western State University with a Bachelor of Science degree in Social Science.

David W. Hane



David W. Hane of Laclede is the former city manager and police chief of Brookfield, Missouri. Hane was appointed as a police officer in 1975, then as police chief in 1982 and served the community for 38 years. He was appointed as city manager in 2005, serving in both capacities until his retirement in 2013. David is a graduate of Meadville, Missouri schools, earned a BS in Criminal Justice from Truman State University in Kirksville, and is a graduate of the FBI Academy in Quantico, VA. David is a member of several law enforcement organizations and also has volunteered his time to the Brookfield Lions Club, Brookfield Chamber of Commerce, and the Brookfield Area Growth Partnership.

Jan M. Zimmerman



Jan Zimmerman began her career in law enforcement in 1979 as a dispatcher with the Kansas City, Missouri Police Department. She attended the Police Academy at Kansas City and was sworn in as a police officer there in 1982. She rose through the ranks in Kansas City, holding assignments in Patrol, the Chief's Office, Human Resources, Narcotics and Vice, Financial Services, Information Technology, and the Training Academy. She was ultimately promoted to Major, which was her rank when she retired to accept the position of Chief of Police of Raymore in 2012. Chief Zimmerman is a proud alumnus of both the FBI National Academy in Quantico and the Southern Police Institute at the University of Louisville. Additionally, she holds a Bachelor's Degree in Criminal Justice and a Master's Degree in Public Administration from Park University. Chief Zimmerman is married to retired KCPD Deputy Chief David Zimmerman, and has two daughters and three grandchildren.

Money to Worthy Causes

(from Admission Fees)

			
Veterans Commission Capital Improvement Trust Fund	Missouri National Guard Trust Fund	MO College Guarantee/Access Missouri Financial Assistance Fund	Compulsive Gamblers Fund
\$11,830,411.65	\$4,000,000.00	\$5,000,000.00	*\$0

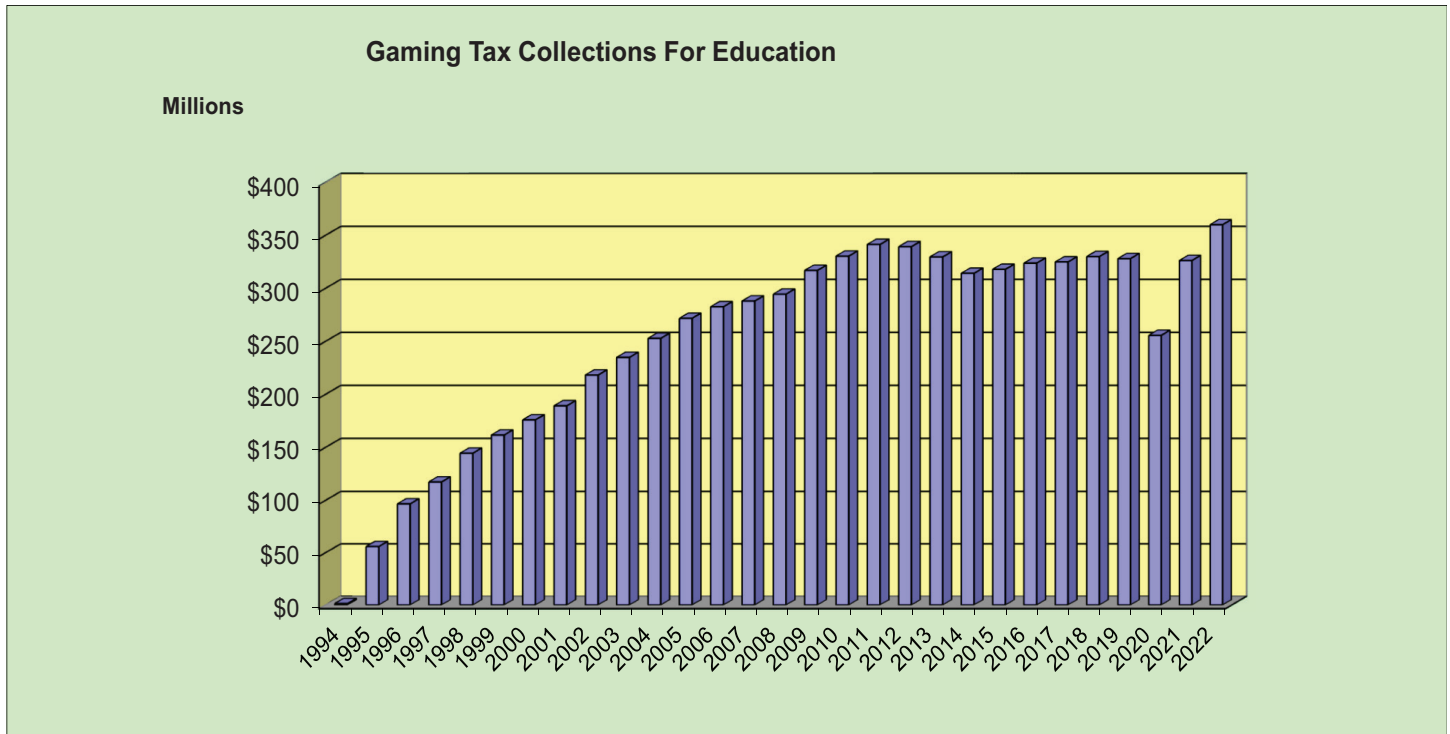
Missouri Gaming Commission Summary of Fund Transfers from Gaming Commission Fund						
Fiscal Year of Transfer	Veterans Commission Capital Improvement Trust Fund	Missouri National Guard Trust Fund	Mo College Guarantee / Access Missouri Financial Assistance Fund	Early Childhood Development, Education and Care Fund	Compulsive Gamblers Fund	Totals
FY 1994/1995	\$8,408,536.13					\$8,408,536.13
FY 1996	\$23,487,182.59					\$23,487,182.59
FY 1997	\$30,388,830.54					\$30,388,830.54
FY 1998	\$35,905,493.46					\$35,905,493.46
FY 1999	\$3,000,000.00	\$3,000,000.00	\$4,500,000.00	\$30,237,763.51		\$40,737,763.51
FY 2000	\$3,000,000.00	\$3,000,000.00	\$4,500,000.00	\$34,217,803.75		\$44,717,803.75
FY 2001	\$3,000,000.00	\$3,000,000.00	\$4,500,000.00	\$30,691,290.20	\$46,612.00	\$41,237,902.20
FY 2002	\$3,000,000.00	\$3,000,000.00	\$4,500,000.00	\$31,266,433.92	\$398,074.00	\$42,164,507.92
FY 2003	\$3,000,000.00	\$3,000,000.00	\$4,500,000.00	\$33,947,613.45	\$489,850.00	\$44,937,463.45
FY 2004	\$6,000,000.00	\$4,000,000.00	\$5,000,000.00	\$30,320,589.96	\$489,850.00	\$45,810,439.96
FY 2005	\$6,000,000.00	\$4,000,000.00	\$5,000,000.00	\$30,969,773.54	\$489,850.00	\$46,459,623.54
FY 2006	\$6,000,000.00	\$4,000,000.00	\$5,000,000.00	\$31,449,559.64	\$143,668.48	\$46,593,228.12
FY 2007	\$6,000,000.00	\$4,000,000.00	\$5,000,000.00	\$27,513,142.50	\$296,081.66	\$42,809,224.16
FY 2008	\$6,000,000.00	\$4,000,000.00	\$5,000,000.00	\$26,158,125.21	\$504,438.31	\$41,662,563.52
FY 2009	\$6,000,000.00	\$4,000,000.00	\$5,000,000.00	\$30,146,510.30	\$522,323.49	\$45,668,833.79
FY 2010	\$6,000,000.00	\$4,000,000.00	\$5,000,000.00	\$30,187,344.07	\$449,829.88	\$45,637,173.95
FY 2011	\$6,600,000.00	\$4,000,000.00	\$5,000,000.00	\$30,602,202.47	\$297,683.81	\$46,499,886.28
FY 2012	\$6,000,000.00	\$4,000,000.00	\$5,000,000.00	\$28,167,184.85	\$70,000.00	\$43,237,184.85
FY 2013	\$30,492,690.60	\$4,000,000.00	\$5,000,000.00		\$150,000.00	\$39,642,690.60
FY 2014	\$26,837,608.59	\$4,000,000.00	\$5,000,000.00		\$150,000.00	\$35,987,608.59
FY 2015	\$26,806,819.71	\$4,000,000.00	\$5,000,000.00		\$80,000.00	\$35,886,819.71
FY 2016	\$26,302,995.44	\$4,000,000.00	\$5,000,000.00		\$150,000.00	\$35,452,995.44
FY 2017	\$23,965,570.07	\$4,000,000.00	\$5,000,000.00		\$100,000.00	\$33,065,570.07
FY 2018	\$21,990,766.73	\$4,000,000.00	\$5,000,000.00		\$100,000.00	\$31,090,766.73
FY 2019	\$18,578,239.98	\$4,000,000.00	\$5,000,000.00		\$115,000.00	\$27,693,239.98
FY 2020	\$11,661,754.16	\$4,000,000.00	\$5,000,000.00		\$70,000.00	\$19,731,754.16
FY 2021	\$17,626,577.82	\$4,000,000.00	\$5,000,000.00		\$194,181.00	\$26,820,758.82
FY 2022	\$11,830,411.65	\$4,000,000.00	\$5,000,000.00		\$0.00	\$20,830,411.65
Totals	\$383,883,477.47	\$91,000,000.00	\$116,500,000.00	\$425,875,337.37	\$5,307,442.63	\$1,022,566,257.47

Note: In FY 2013, the 96th Missouri General Assembly passed House Bill 1731, which made major changes to the distribution of net proceeds (transfers) from the Gaming Fund. The bill removed the Early Childhood Development, Education and Care Fund from the distribution formula, changed the order of distribution of the remaining funds in the formula and established that all remaining net proceeds be transferred to the Veterans Commission Capital Improvement Trust Fund. *No funds were requested for FY22.

Gaming Proceeds for Education Fund

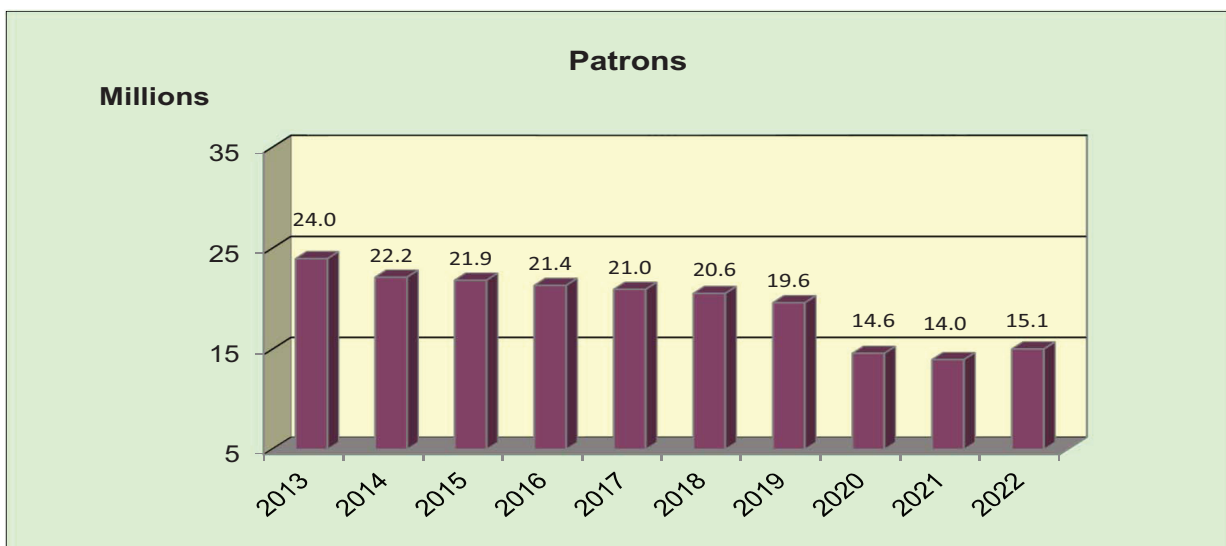
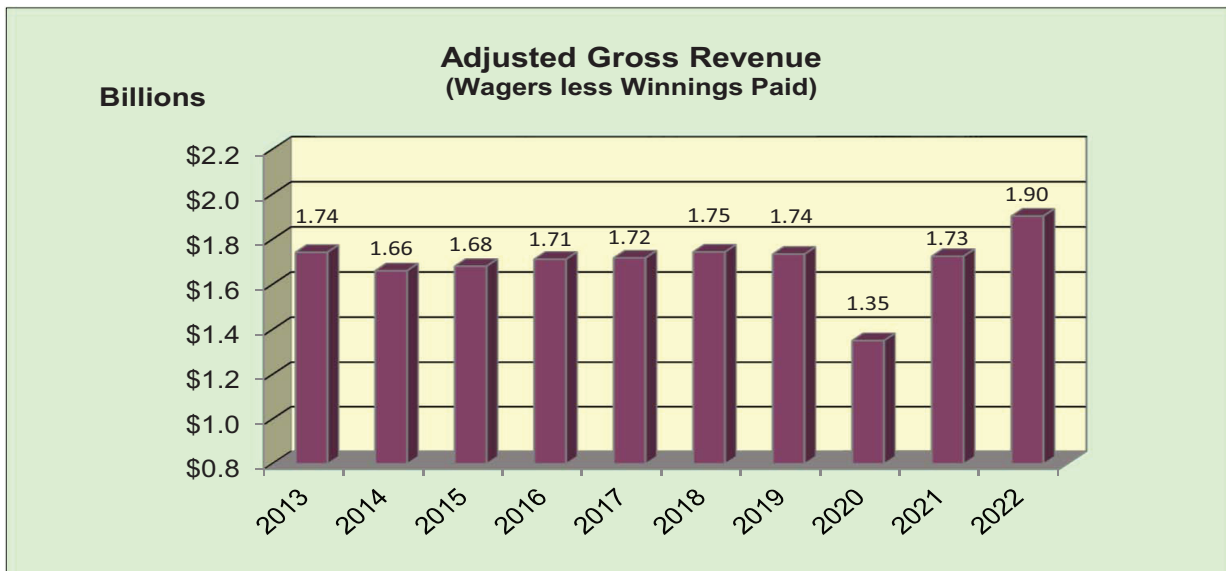
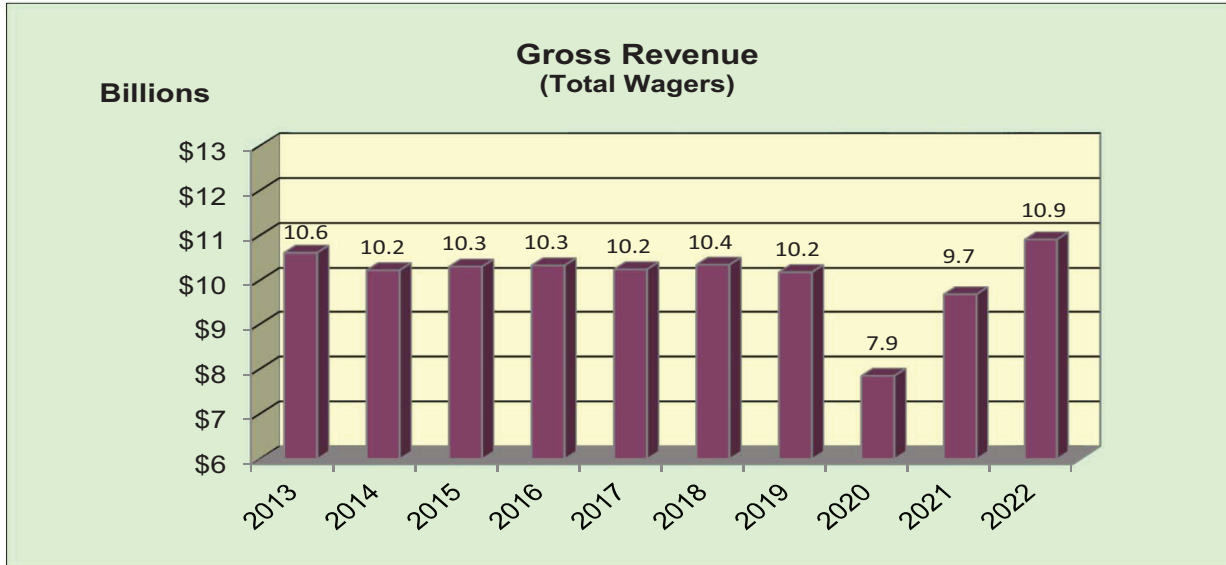
(from Gaming Tax)

Pursuant to Section 313.822, RSMo., Missouri's 13 casinos pay a Gaming Tax of 21% on their Adjusted Gross Revenue (wagers made-winnings paid). Ten percent of taxes collected is paid to the home dock city or county where each casino is located. The remaining 90% is paid to the State of Missouri Gaming Proceeds for Education Fund. As reflected in the chart below, Missouri's casinos have contributed \$7,323,095,992 to education since inception, including \$359,984,770 for FY2022.

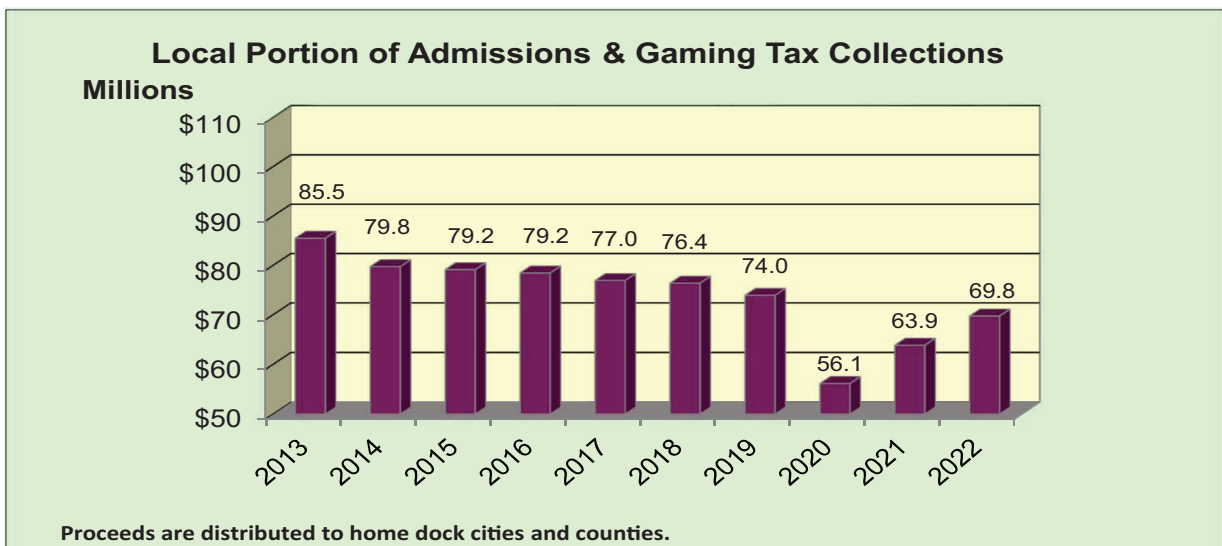
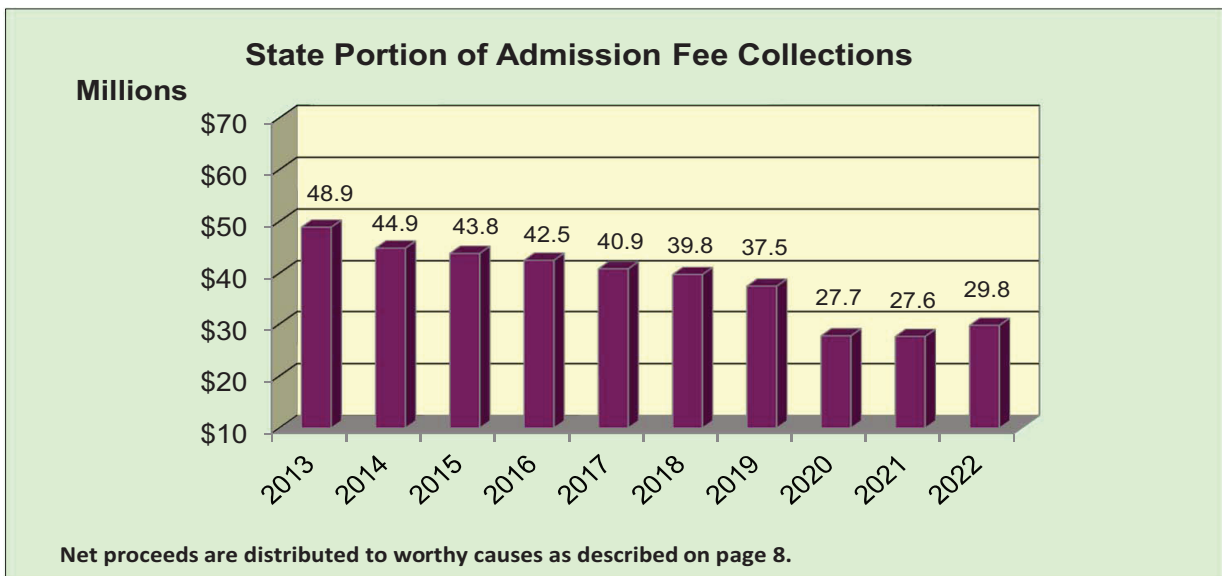
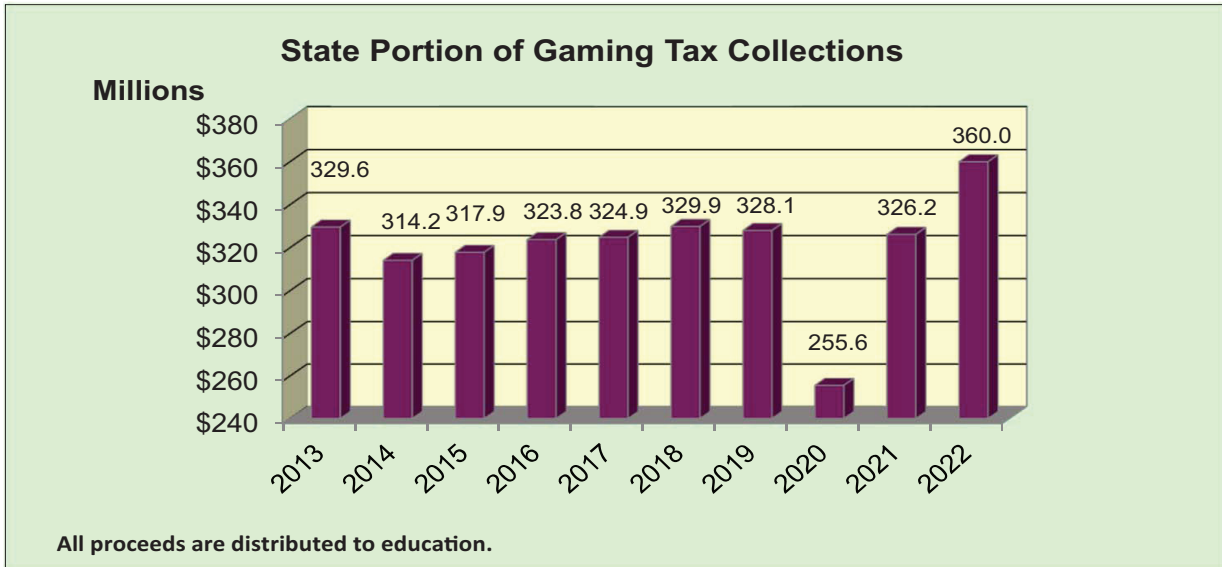


Fiscal Year of Collection	Proceeds for Education Fund	Fiscal Year of Collection	Proceeds for Education Fund
1994	1,324,679	2009	316,860,876
1995	55,862,050	2010	330,379,949
1996	96,692,569	2011	341,382,616
1997	117,307,884	2012	339,271,769
1998	144,457,242	2013	329,633,848
1999	161,602,532	2014	314,153,760
2000	175,920,983	2015	317,891,017
2001	189,203,334	2016	323,778,368
2002	218,177,593	2017	324,876,054
2003	234,898,281	2018	329,929,305
2004	252,806,561	2019	328,055,216
2005	271,678,446	2020	255,603,977
2006	282,611,770	2021	326,218,060
2007	287,990,799	2022	359,984,770
2008	294,541,684	Total	\$7,323,095,992

Casino Gaming in Missouri



Gaming Tax & Admission Fee



Fiscal Year 2022 Summary

Fiscal Year 2022 Summary

CASINO / LOCATION	LOCATION OPENING DATE	ADMISSIONS	ADMISSION FEES (a)	ADJUSTED GROSS RECEIPTS	GAMING TAX (b)	ESTIMATED CAPITAL INVESTMENT*	TABLE GAMES	SLOT MACHINES	GAMING SPACE (SQ FT)	ADMISSION FEES PERCENTAGE OF STATE TOTAL	GAMING TAX PERCENTAGE OF STATE TOTAL	Total Employee Compensation	Real Estate Property Tax	State Sales Tax	Charitable Donations	City Lease Payments	EMPLOYEES	Minority Employees	Minority Salaried Positions	Female Employment	Female Salaried Employees
Ameristar Casino St. Charles	27-May-94	4,264,110	\$ 8,528,220	\$ 302,451,040	\$ 63,814,716	\$ 688,215,978	67	1,825	130,000	14.33%	15.88%	\$ 41,887,597	\$ 5,371,897	\$ 2,443,584	\$ 81,977	\$ -	1,060	430	41	514	70
Argosy Riverside Casino	22-Jun-94	2,544,976	\$ 5,089,952	\$ 177,069,598	\$ 37,184,616	\$ 86,047,808	30	1,103	62,000	8.55%	9.30%	\$ 22,518,433	\$ 2,692,228	\$ 607,626	\$ 117,677	\$ 4,758,641	489	205	7	237	16
St. Jo Frontier Casino	24-Jun-94	810,555	\$ 1,621,110	\$ 48,140,802	\$ 10,109,526	\$ 58,157,221	5	451	18,000	2.72%	2.53%	\$ 5,877,900	\$ 277,209	\$ 459,944	\$ 18,949	\$ -	135	21	2	77	6
Harrah's Kansas City	22-Sep-94	2,643,758	\$ 5,287,516	\$ 176,806,703	\$ 37,129,408	\$ 467,275,238	56	984	63,300	8.88%	9.28%	\$ 31,248,088	\$ 2,516,641	\$ 1,406,993	\$ 155,668	\$ 3,242,419	751	282	24	343	40
Century Casino - Caruthersville	27-Apr-95	668,968	\$ 1,337,936	\$ 48,284,321	\$ 10,193,707	\$ 69,620,252	7	529	21,400	2.24%	2.54%	\$ 7,831,437	\$ 283,725	\$ 71,920	\$ 27,387	\$ -	170	54	2	88	9
Bally's KC	18-Oct-96	2,553,863	\$ 5,111,726	\$ 119,657,383	\$ 25,170,092	\$ 123,959,313	24	907	45,300	8.99%	6.29%	\$ 16,312,557	\$ 1,301,440	\$ 507,653	\$ 26,662	\$ 3,494,402	322	144	12	150	32
Ameristar Casino Kansas City	16-Jan-97	3,103,965	\$ 6,217,970	\$ 188,697,524	\$ 41,726,480	\$ 365,585,783	48	1,823	140,000	10.45%	10.43%	\$ 28,417,148	\$ 4,293,631	\$ 1,577,573	\$ 30,892	\$ 140,000	595	256	27	260	53
Hollywood Casino	11-Mar-97	3,773,546	\$ 7,558,092	\$ 234,370,045	\$ 49,217,709	\$ 117,305,024	77	1,865	120,000	12.70%	12.30%	\$ 27,691,668	\$ 6,656,921	\$ 1,206,494	\$ 95,077	\$ -	665	319	33	323	47
Isle of Capri -- Boonville	06-Dec-01	1,229,716	\$ 2,459,432	\$ 88,504,262	\$ 18,863,895	\$ 135,831,000	16	830	28,000	4.13%	4.65%	\$ 11,081,000	\$ 649,000	\$ 447,000	\$ 36,000	\$ -	317	51	6	172	16
Mark Twain Casino	25-Jul-01	547,803	\$ 1,095,606	\$ 38,494,911	\$ 8,083,931	\$ 36,310,673	2	417	18,000	1.84%	2.02%	\$ 4,599,382	\$ 216,007	\$ 40,453	\$ 27,160	\$ -	125	18	1	59	8
Horseshoe St. Louis	19-Dec-07	2,514,206	\$ 5,028,412	\$ 150,494,248	\$ 31,803,792	\$ 295,682,158	31	1,088	75,000	8.45%	7.91%	\$ 21,406,380	\$ 6,779,399	\$ 420,025	\$ 58,766	\$ -	382	250	36	184	35
River City Casino	01-Mar-10	3,980,449	\$ 7,960,898	\$ 249,456,172	\$ 52,366,216	\$ 494,940,799	42	1,846	90,000	13.38%	13.10%	\$ 24,075,261	\$ 8,706,701	\$ 518,889	\$ 15,663	\$ 5,729,634	610	286	42	290	49
Century Casino - Cape Girardeau	30-Oct-12	1,113,107	\$ 2,226,214	\$ 72,062,313	\$ 15,130,986	\$ 142,591,168	23	846	38,600	3.74%	3.78%	\$ 10,914,487	\$ 1,015,430	\$ 141,995	\$ 68,123	\$ -	280	52	2	112	10
GRAND TOTALS		29,760,042	\$ 59,520,084	\$ 1,934,881,322	\$ 399,883,078	\$ 3,861,520,416	423	14,494	848,800	100%	100%	\$ 250,781,238	\$ 40,767,229	\$ 9,339,129	\$ 758,761	\$ 17,065,185	5,891	2,378	235	2,619	391

* Figures reflect the current property investments since company purchase as reported to MGC
(a) 50% of Admission Fees go to the State, with the remaining 50% to the Local Home Dock.
(b) 90% of Gaming Taxes go to the State, with the remaining 10% to the Local Home Dock.
The figures published in this report are subject to adjustment.

Missouri Gaming Commission
Statement of Revenues, Expenditures, and Changes in Fund Balance
Fiscal Year 2022 ended June 30, 2022

Beginning Cash Balance **\$4,626,577.82**

Revenues	
License Fees	
Liquor License	\$6,500.00
Gaming License Application Fee	\$180,000.00
Level 1 Occupational License Application Fee	\$24,775.00
Level 2 Occupational License Application Fee	\$225,900.00
Supplier Level 2 Occupational License Application Fee	\$9,600.00
Supplier Level 2 Annual Occupational License Renewal	\$28,050.00
Gaming License Renewal Fee	\$350,000.00
Level 1 Occupational License Renewal Fee	\$11,350.00
Level 2 Occupational License Renewal Fee	\$345,830.00
Supplier License Application Fee	\$20,000.00
Supplier Annual License Renewal Fee	\$98,333.36
Replacement Gaming License	\$12,900.00
Class A - Key License Renewal Fee	\$25,208.34
Supplier Key & Level 1 Application Fee	\$43,000.00
Supplier Key & Level 1 License Renewal Fee	\$20,333.32
Fantasy Sports Licenses	\$10,000.00
Bingo License Fee	\$15,080.00
Bingo Hall Provider License	\$3,200.00
Bingo Supplier License	\$1,000.00
Bingo Manufacturer License	\$3,000.00
Total License Fees	\$1,434,060.02

Reimbursements	
MGC Reimbursement - Company Background	\$551.97
MGC Reimbursement - Level 1 Background	\$62,785.93
MGC Reimbursement - Supplier Background	\$162,091.70
MGC Reimbursement - Enforcement	\$16,649,704.00
MGC Reimbursement - Fantasy Sports	\$486.76
Total Reimbursements	\$16,875,620.36

Other Income	
Admission Fees	\$29,761,613.00
Time Deposits and Security Interest	\$21,847.60
Overpayment	\$14,000.00
Appropriated Transfer In	\$7,101.75
Vendor Refunds	\$1,985.00
Rebates	\$3,816.64
Miscellaneous Receipts	\$77.00
Total Other Income	\$29,810,440.99

Total Revenues **\$48,120,121.37**

Gaming Commission Expenditures	
Salaries	\$12,974,942.69
Fringe Benefits	\$9,925,835.20
Travel In-State	\$50,922.90
Travel Out-of-State	\$48,961.25
Supplies	\$42,928.59
Professional Development	\$32,703.61
Communication Services & Supplies	\$237,086.09
Professional Services	\$212,812.85
Maintenance & Repair Services	\$256,714.55
Computer Equipment	\$161,084.31
Office Equipment	\$2,550.00
Other Equipment	\$1,573.66
Equipment Rental & Leases	\$1,972.82
Building Lease Payments	\$484,283.28
Miscellaneous Expenses	\$3,536.33
Total Gaming Commission Expenditures	\$24,437,908.13

Other Expenditures & Transfers	
Attorney General Salaries	\$114,607.49
Attorney General Expense & Equipment	\$17,804.01
MSHP Vehicle Maintenance	\$404,469.01
MSHP Gasoline	\$610,249.38
MSHP Administration Expense & Equipment	\$6,308.12
MSHP Academy Salaries	\$175,916.86
MSHP Academy Expense & Equipment	\$49,113.82
MSHP Admin Salaries	\$35,312.09
Vehicle Replacement	\$509,873.06
Refunds	\$14,833.32
Boards and Committees-Other Funds	\$6,655.43
Juvenile Court Diversion	\$468,805.00
Total Other Expenditures & Transfers	\$2,413,947.59

Appropriated Transfers	
Veterans Commission CI Trust Fund	\$12,426,577.82
Missouri National Guard Trust Fund	\$4,000,000.00
Missouri College Guarantee Fund	\$5,000,000.00
Compulsive Gamblers Fund	\$0.00
Cost Allocation Plan Transfer to General Revenue	\$437,328.00
Total Appropriated Transfers	\$21,863,905.82

Total Expenditures & Transfers **\$48,715,761.54**

Lapse Period Expenditures (\$526.00)

Ending Cash Balance* **\$4,030,411.65**

*The ending cash balance will be transferred to the Veteran's Commission Capital Improvement Trust Fund.

Report on Competitiveness

COMPETITIVE TAX RATES AND FACILITIES		
ILLINOIS	Commercial Gaming Graduated tax rate from 15% to 50% of gross gaming revenue, \$2 to \$3 admissions tax Net Effective Tax Rate Consumer spending on Commercial Casino Gaming Calendar Year 2021 Video Lottery Terminal Locations	11 Casinos 23.4% \$1,712 million 7,841
INDIANA	Commercial Gaming Graduated tax rate from 15% to 40% of gross gaming revenue; land-based, with one exception, also pay a supplemental wagering tax of 3.5% At racinos, the graduated tax is from 25% to 35% of gross gaming revenue Net Effective Tax Rate Consumer Spending on Commercial Casino Gaming Calendar Year 2021 Native American Gaming <i>*(10 riverboat or land-based, 2 racinos)</i>	12 Casinos* 24.0% \$2,725 million 1 Casino
IOWA	Commercial Gaming Graduated tax rate from 5% to 22% on gross gaming revenue at riverboats and land-based casinos and up to 24% at racetracks with slots and table games Net Effective Tax Rate Consumer Spending on Commercial Casino Gaming Calendar Year 2021 Native American Gaming <i>*(17 riverboat or land-based, 2 racinos)</i>	19 Casinos* 21.0% \$1,861 million 4 Casinos
KANSAS	Commercial Gaming Straight-Line tax rate of 27% Net Effective Tax Rate Consumer spending on Commercial Casino Gaming Calendar Year 2021 Native American Gaming	4 Casinos 27.0% \$403.5 million 7 Casinos
MISSISSIPPI	Commercial Gaming Graduated tax from 4% to 8% on gaming revenues; additional 3% to 4% tax on gaming revenues may be imposed by local governments Net Effective Tax Rate Consumer Spending on Commercial Casino Gaming Calendar Year 2021 Native American Gaming	26 Casinos 11.7% \$2,669 million 3 Casinos
OKLAHOMA	Racetrack Casinos -Graduated state tax from 35% to 50% on gross gaming revenue Consumer Spending on Commercial Casino Gaming Calendar Year 2021 Native American Gaming	2 Racinos \$145.8 million 136 Casinos
ARKANSAS	Commercial Gaming Graduated tax from 13% to 20% on gaming revenues Net Effective Tax Rate Consumer spending on Commercial Casino Gaming Calendar Year 2021 <i>*(1 land-based casino, 2 racinos)</i>	3 Casinos* 14.3% \$564.8 million

Data compared on calendar year basis. Source: AGA State of the States 2022

MISSOURI COMPETITIVENESS

Commercial Gaming -- 13 casinos

21% tax on gross gaming revenue

(90% to the state/10% to the home dock community)

\$2 per patron admission fee (per 2-hour excursion, split 50/50 between home dock community and the state)

Net Effective Tax Rate

Commercial Casinos -- 24.2%

Missouri ranked #10 in total state tax gaming revenues

(reflecting a 48.3% increase over the prior calendar year)

Missouri ranked #11 in consumer spending on commercial casino gaming

with \$1,897 million AGR for Calendar Year 2021

(reflecting a 50% increase over the prior calendar year)

St. Louis, MO/IL is listed as #9 in the top U.S. Casino Markets

Calendar Year 2021, with \$1.03 billion AGR

Kansas City, MO/KS is listed as #12 in the top U.S. Casino Markets

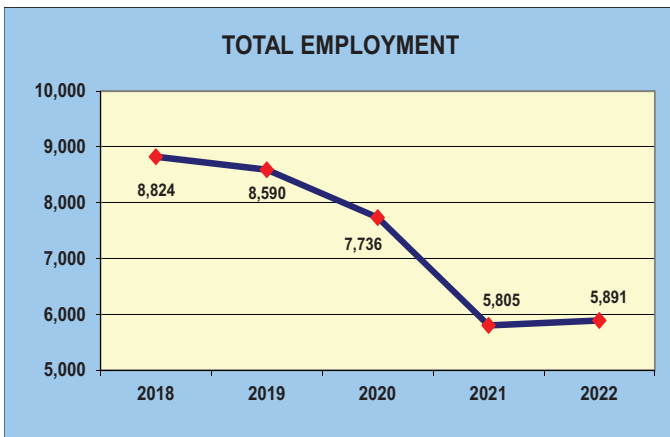
Calendar Year 2021, with \$861 million AGR

Sources: AGA State of the States 2022

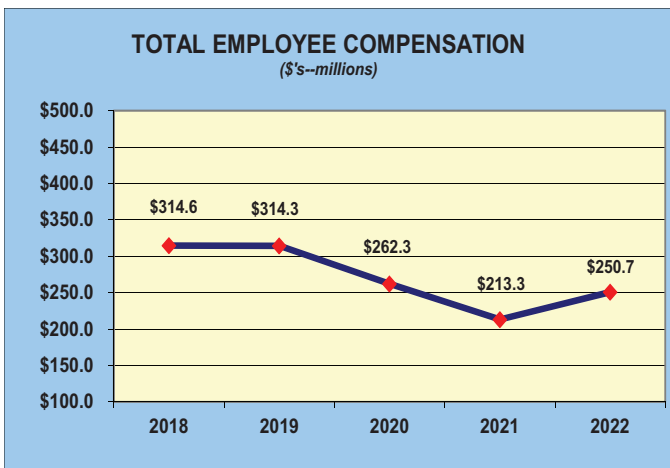
Economic Impact

In FY 2022, Missouri casinos:

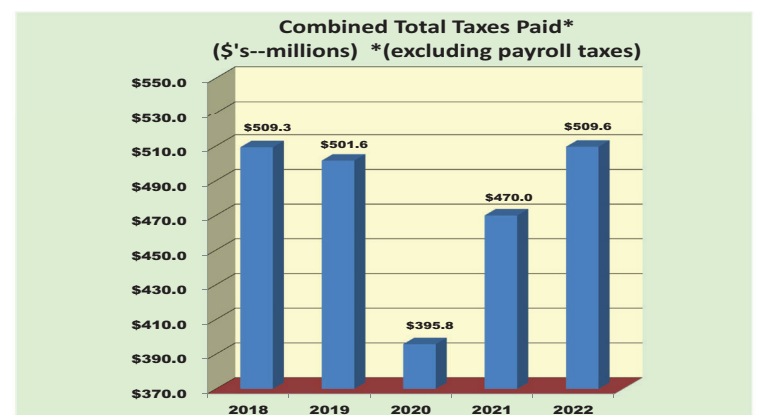
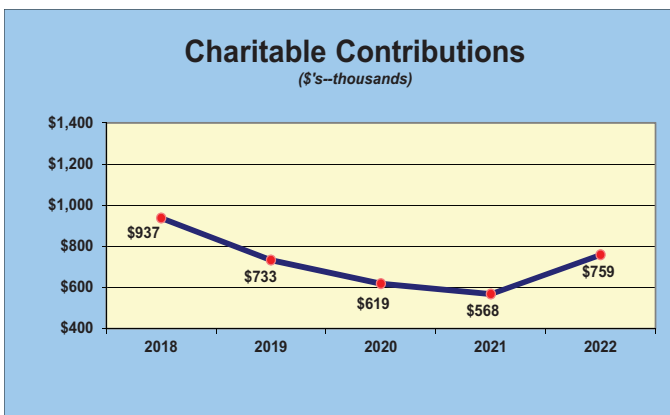
- Employed **5,891** people
- Paid Wages of **\$250.7 million**
- Contributed **\$400 million** in direct gaming taxes to state and local home-dock governments
- Contributed **\$59.5 million** in total state admission fees to special state funds and home-dock governments
- Earned **\$1.9 billion** in adjusted gross gaming revenue
- Paid total real estate and sales taxes of **\$50.1 million**, for a combined total of gaming and other taxes of **\$509.6 million**
- Invested a total of **\$3.26 billion** in capital investments to date



CASINO	2018	2019	2020	2021	2022
Ameristar Casino Kansas City	971	975	924	583	595
Ameristar Casino St. Charles	1,506	1,557	1,398	951	1,060
Argosy Riverside Casino	757	784	710	805	489
Hollywood Casino	1,093	1,111	860	541	665
Harrah's Kansas City	978	948	950	734	751
Isle of Capri - Boonville	426	394	365	311	317
Century Casino - Cape Girardeau	359	332	272	243	260
Bally's KC	285	261	242	296	322
Century Casino - Caruthersville	207	199	174	170	170
Horseshoe St. Louis	851	765	663	399	392
River City Casino	1,027	891	852	509	610
Mark Twain Casino	192	194	170	119	125
St. Jo Frontier Casino	172	179	156	144	135
TOTAL EMPLOYMENT	8,824	8,590	7,736	5,805	5,891



CASINO	2018	2019	2020	2021	2022
Ameristar Casino Kansas City	\$ 31.3	\$ 35.2	\$ 28.9	\$ 24.2	\$ 26.4
Ameristar Casino St. Charles	\$ 48.2	\$ 52.0	\$ 43.7	\$ 37.5	\$ 41.9
Argosy Riverside Casino	\$ 31.5	\$ 31.1	\$ 24.2	\$ 17.3	\$ 22.5
Hollywood Casino	\$ 40.2	\$ 40.0	\$ 32.6	\$ 17.8	\$ 27.7
Harrah's Kansas City	\$ 36.8	\$ 36.1	\$ 33.0	\$ 30.1	\$ 31.2
Isle of Capri - Boonville	\$ 12.6	\$ 11.6	\$ 9.4	\$ 10.1	\$ 11.1
Century Casino - Cape Girardeau	\$ 11.9	\$ 10.8	\$ 9.7	\$ 10.1	\$ 10.9
Bally's KC	\$ 14.1	\$ 12.2	\$ 10.4	\$ 12.7	\$ 16.3
Century Casino - Caruthersville	\$ 6.9	\$ 6.6	\$ 6.1	\$ 7.0	\$ 7.8
Horseshoe St. Louis	\$ 31.6	\$ 29.7	\$ 22.2	\$ 19.2	\$ 20.4
River City Casino	\$ 37.6	\$ 37.0	\$ 31.0	\$ 18.9	\$ 24.1
Mark Twain Casino	\$ 5.8	\$ 5.8	\$ 5.0	\$ 4.1	\$ 4.5
St. Jo Frontier Casino	\$ 6.1	\$ 6.2	\$ 6.1	\$ 4.3	\$ 5.9
TOTAL EMPLOYEE COMPENSATION	\$ 314.6	\$ 314.3	\$ 262.3	\$ 213.3	\$ 250.7



Ameristar Casino Kansas City

General Manager: Keith Henson
 3200 N. Ameristar Drive
 Kansas City, Missouri 64161
 (816) 414-7000

Date Licensed: December 19, 2000
 Gaming Space: 140,000 Square Feet
 Electronic Gaming Devices: 1,823
 Table Games: 48
 (5) Specialty Restaurants, & Food Court
 Parking Garage
 184-Room Hotel
 Concert Hall, Meeting Space, Arcade

Total Capital Investment in Property since Company Purchase: \$365,585,783
 Total Capital Investment in Property for Fiscal Year: \$3,269,869
 Total Employee Compensation: \$26,417,148
 Real Estate/Personal Property Tax: \$4,293,631
 State Sales Tax: \$1,577,573
 State Withholding Tax on Jackpots: \$3,291,083
 Federal Withholding Tax on Jackpots: \$4,501,826
 City Lease Payments: \$140,000
 Charitable Donations: \$30,692
 Charitable Contributions By Patrons: \$11,727
 Total Employment: 595
 Minority Employment: 256
 Female Employment: 260

City of Kansas City, MO

	Adopted FY 2020-21	Adopted FY 2021-22	Adopted FY 2022-23
Equipment			
City Fleet Replacement	\$ 1,857,547	\$ 1,493,150	\$ 2,308,776
Channel 2 TV Equipment	-	-	-
Smart Cities Initiative	410,812	410,812	410,812
Fire Apparatus and Ambulance	-	-	-
Equipment Total:	\$ 2,268,359	\$ 1,903,962	\$ 2,719,588
Public Facilities			
City Market Debt Service	416,062	228,251	170,410
Public Garages Debt Service	-	-	-
Tow Lot Debt Service	1,388,650	1,389,088	1,377,331
HOK Sport Garage Debt	-	-	-
Kauffman Performing Arts Center Garage Debt Service	7,750,521	6,522,899	7,138,544
Subtotal:	\$ 9,555,233	\$ 8,140,238	\$ 8,686,285
Economic Development			
Columbus Park Debt Service	\$ 76,408	\$ 70,800	\$ 65,593
Subtotal:	\$ 76,408	\$ 70,800	\$ 65,593
Capital Maintenance Total:	\$ 9,631,641	\$ 8,211,038	\$ 8,751,878
Total Gaming Funds Allocated:	\$ 11,900,000	\$ 10,115,000	\$ 11,471,466

SOURCE: City of Kansas City



City Market



Improvements
 Accomplished from
 Local Gaming
 Revenues

Ameristar Casino St. Charles

General Manager: Howard (Ward) Shaw
 1 Ameristar Blvd.
 St. Charles, Missouri 63301
 (314) 940-4300

Date Licensed: December 19, 2000
 Gaming Space: 130,000 Square Feet
 Electronic Gaming Devices: 1,825
 Table Games: 67
 Hybrid Games: 28
 (5) Specialty Restaurants & Deli
 397-Room Hotel, Spa
 Meeting space, Ballrooms, Arcade
 Parking Garage

Total Capital Investment in Property since Company
 Purchase: \$858,215,978
 Total Capital Investment in Property for
 Fiscal Year: \$5,074,997
 Total Employee Compensation: \$41,887,597
 Real Estate/Personal Property Tax: \$5,371,897
 State Sales Tax: \$2,143,584
 State Withholding Tax on Jackpots: \$5,056,649
 Federal Withholding Tax on Jackpots: \$5,326,852
 Charitable Donations: \$81,977
 Charitable Contributions By Patrons: No Info Given
 Total Employment: 1,060
 Minority Employment: 430
 Female Employment: 514

CITY OF ST. CHARLES

DESCRIPTION	Actual CY 2021	Budget CY 2022
Stormwater Projects:		
NPDES Phase II Program	62,629	-
Street Projects:		
Concrete & Asphalt Street Repair	1,135,942	930,000
Pavement Rehab - Arterial and Collector Routes	234,092	150,000
South 5th Street Reconstruction	-	125,000
MTFC loan payback	243,039	1,020,778
Miscellaneous Equipment	21,000	-
Signal Maintenance	103,938	130,000
Street Lighting Projects - New Installations	-	30,000
Annual Gas Light Maintenance	23,561	35,000
Streetlight Painting	-	30,000
Traffic Calming	-	15,000
Shop Equipment	-	25,000
Parking under I-70	-	200,000
Sibley St Sidewalks	-	20,000
Droste Rd Extension Study	-	30,000
First State Capitol Sidewalks	-	15,000
Plaza Way Extension	-	410,000
Sidewalk Maintenance	-	200,000
Public Works Facility	-	450,000
LED Street Name ID Signs	-	35,000
Sign Replacement Program	-	50,000
Facilities Maintenance:		
Vehicle Replacement	34,435	-
Police Department:		
Personnel Costs	4,418,861	4,573,657
Fire:		
Personnel Costs	3,205,139	2,945,864
Economic Development/Redevelopment:		
Economic Development Fund	-	50,000
Arena Project	240,000	240,000
Community Development		
Façade Improvement	-	50,000
	9,722,636	11,760,299

SOURCE: City of St. Charles



New Ameristar Fencing



Skinner Industrial Drive Relocated

Improvements
 Accomplished from
 Local Gaming
 Revenues

Argosy Riverside Casino

General Manager: Lance George
 777 NW Argosy Parkway
 Riverside, Missouri 64150
 (816) 746-3100

Date Licensed: June 22, 1994
 Gaming Space: 62,000 Square Feet
 Electronic Gaming Devices: 1,103
 Table Games: 30
 Hybrid Games: 12
 (3) Specialty Restaurants, Deli, & Coffee House
 258-Room Hotel, Spa
 Meeting Space
 Parking Garage

Total Capital Investment in Property since Company Purchase: \$86,047,808
 Total Capital Investment in Property for Fiscal Year: \$1,797,320
 Total Employee Compensation: \$22,518,433
 Real Estate/Personal Property Tax: \$2,692,228
 State Sales Tax: \$607,626
 State Withholding Tax on Jackpots: \$2,986,274
 Federal Withholding Tax on Jackpots: \$3,390,382
 City Lease Payments: \$4,758,641
 Charitable Donations: \$117,677
 Charitable Contributions By Patrons: \$12,500
 Total Employment: 489
 Minority Employment: 205
 Female Employment: 237

Linear Trail



Police Motorcycle

Improvements Accomplished from Local Gaming Revenues

Improvements Accomplished from Local Gaming Revenues

City of Riverside

Assistance to Other Entities

Platte Senior Services	40,000
Northland Health Care	35,000
Miles of Smiles	15,000
Northland Neighbors, Inc	15,000
American Red Cross	3,000
Synergy Services	7,500
Park Hill School District	23,500
MOCSA	5,000
YMCA Scholarships	3,000
Northland Childhood Hunger	2,500

Community Services

Ambulance Services for Residents	95,000
City Wide Trash Collection	120,000
Healthy Citizens Initiative	270,000
Senior Christmas Dinner	3,500

Equipment Purchases

Public Works Equipment/Vehicles	549,000
Computer Equipment / Network Upgrades	227,000

Major Thoroughfare/Infrastructure

Northwood Acres/Indian Hills Improv.	500,000
Riverway/9 Hwy/West Platte Rd Improv.	1,000,000
Horizons and 41st Intersection Improv.	900,000
Wayfinding Signage Program	180,000

Parks & Recreation

Vivion Road Trail	1,680,000
Swimming Pool / Splash Pad	2,700,000

Public Facilities

Public Safety Building Renovation	5,300,000
Annual Facility Improvements	150,000

Total Estimate for FY 2022 - 2023 13,824,000

Source: City of Riverside

Bally's Kansas City Casino

General Manager: Michael Donovan
 1800 E. Front Street
 Kansas City, Missouri 64120
 (816) 855-7777

Date Licensed: June 6, 2000
 Gaming Space: 45,300 Square Feet
 Electronic Gaming Devices: 907
 Table Games: 24
 (2) Specialty Restaurants
 Meeting Space
 Parking Garage

Total Capital Investment in Property since Company Purchase: \$132,958,313
 Total Capital Investment in Property for Fiscal Year: \$18,671,653
 Total Employee Compensation: \$16,312,557
 Real Estate/Personal Property Tax: \$1,301,440
 State Sales Tax: \$507,653
 State Withholding Tax on Jackpots: \$1,102,101
 Federal Withholding Tax on Jackpots: \$1,886,041
 City Lease Payments: \$3,494,492
 Charitable Donations: \$26,052
 Charitable Contributions By Patrons: \$5,936
 Total Employment: 322
 Minority Employment: 144
 Female Employment: 150

City of Kansas City, MO

	Adopted FY 2020-21	Adopted FY 2021-22	Adopted FY 2022-23
Equipment			
City Fleet Replacement	\$ 1,857,547	\$ 1,493,150	\$ 2,308,776
Channel 2 TV Equipment	-	-	-
Smart Cities Initiative	410,812	410,812	410,812
Fire Apparatus and Ambulance	-	-	-
Equipment Total:	\$ 2,268,359	\$ 1,903,962	\$ 2,719,588
Public Facilities			
City Market Debt Service	416,062	228,251	170,410
Public Garages Debt Service	-	-	-
Tow Lot Debt Service	1,388,650	1,389,088	1,377,331
HOK Sport Garage Debt	-	-	-
Kauffman Performing Arts Center Garage Debt Service	7,750,521	6,522,899	7,138,544
Subtotal:	\$ 9,555,233	\$ 8,140,238	\$ 8,686,285
Economic Development			
Columbus Park Debt Service	\$ 76,408	\$ 70,800	\$ 65,593
Subtotal:	\$ 76,408	\$ 70,800	\$ 65,593
Capital Maintenance Total:	\$ 9,631,641	\$ 8,211,038	\$ 8,751,878
Total Gaming Funds Allocated:	\$ 11,900,000	\$ 10,115,000	\$ 11,471,466

SOURCE: City of Kansas City

Snow Plow




Improvements
 Accomplished from
 Local Gaming
 Revenues

Century Casino Cape Girardeau


General Manager: Lyle Randolph
 777 North Main Street
 Cape Girardeau, MO 63701
 (573) 730-7777

Date Licensed: October 30, 2012
 Gaming Space: 38,600 Square Feet
 Electronic Gaming Devices: 846
 Table Games: 23
 (2) Specialty Restaurants
 Meeting Event Center

Total Capital Investment in Property since Company Purchase: \$142,590,168
 Total Capital Investment in Property for Fiscal Year: \$2,615,528
 Total Employee Compensation: \$10,914,487
 Real Estate/Personal Property Tax: \$1,015,430
 State Sales Tax: \$141,995
 State Withholding Tax on Jackpots: \$863,626
 Federal Withholding Tax on Jackpots: \$1,305,064
 Charitable Donations: \$68,123
 Charitable Contributions By Patrons: \$3,049
 Total Employment: 260
 Minority Employment: 52
 Female Employment: 112



Upgrade of the City's Emergency Responder Radio System



Lorimier Street Sidewalk and Sewer Infrastructure Repair

City of Cape Girardeau

Casino Funded Projects/Programs

	FY 21/22 Actual	FY 22/23 Budget
Revenue		
Gaming Taxes	\$ 2,386,607.95	\$ 2,400,000.00
Interest - includes estimated 4th quarter interest	\$ 17,484.73	\$ 64,500.00
Interest paid by other funds	\$ 15,474.80	\$ 11,997.00
Repayment of interfund advance	\$ 278,285.20	\$ 125,000.00
Revenue Total	\$ 2,697,852.68	\$ 2,601,497.00
Expenses		
City of Jackson	\$ 25,596.93	\$ 26,000.00
City of Scott City	\$ 7,185.85	\$ 8,715.00
County of Cape Girardeau	\$ 44,128.77	\$ 44,000.00
Greater Cape Business Park Property Purchase Payment		
Principal	\$ 423,799.00	\$ 423,799.00
Interest	\$ 36,201.00	\$ 36,201.00
Radio Interoperability		
Other Professional	\$ 17,803.14	\$ -
Communication Equipment	\$ 20,593.96	\$ -
Riverfront Matching Fund - Old Town Cape	\$ 213,204.73	\$ 170,000.00
Other Professional - Riverwall Mural Project	\$ 52,800.00	\$ -
Land Improvements - Industrial Park	\$ 52,823.02	\$ -
New City Hall project	\$ 410,632.00	\$ 1,209,000.00
Transfer to Capital Improvements Fund	\$ -	\$ 400,000.00
Transfer to General Fund - Emergency Reserve	\$ 630,000.00	\$ -
Capital projects to be assigned	\$ -	\$ 284,897.00
Membership Dues	\$ 4,583.34	\$ -
Lorimier Street Improvement	\$ 278,922.00	\$ -
City Hall fiber relocation	\$ 66,300.00	\$ -
	\$ 2,284,573.74	\$ 2,602,612.00

SOURCE: City of Cape Girardeau

Improvements
 Accomplished from
 Local Gaming
 Revenues

Century Casino Caruthersville

General Manager: Denny Callen
 777 E. 3rd Street
 Caruthersville, Missouri 63830
 (573) 333-1000

Date Licensed: April 27, 1995
 Gaming Space: 21,400 Square Feet
 Electronic Gaming Devices: 529
 Table Games: 7
 (1) Specialty Restaurant
 RV Park

Total Capital Investment in Property since Company Purchase: \$69,620,252
 Total Capital Investment in Property for Fiscal Year: \$3,125,837
 Total Employee Compensation: \$7,831,437
 Real Estate/Personal Property Tax: \$283,725
 State Sales Tax: \$71,920
 State Withholding Tax on Jackpots: \$479,161
 Federal Withholding Tax on Jackpots: \$447,162
 Charitable Donations: \$27,587
 Charitable Contributions By Patrons: \$1,232
 Total Employment: 170
 Minority Employment: 54
 Female Employment: 88

City of Caruthersville

Gaming Revenue Expenditures	20-21 Actual	21-22 Budget	21-22 Actual
Water/Wastewater Improvement			
Plant Upgrades		\$775,000.00	\$275,362.00
Drain Cleaning/Flushing Rotors	\$68,661.93		
Clairifier Repair			\$12,992.15
E. 19th Repair			\$38,560.00
Lift Station Motor/Liftstations	\$129,487.03		\$75,345.60
Meter Readers		\$68,000.00	\$74,410.44
E. 20th Repair	\$81,102.65		
Trucks	\$67,709.00		
Emergency Maintenance/Flood	\$675,000.00	\$275,000.00	\$723,971.01
Street Improvements			
Miscellaneous Street Improvements	\$325,000.00		
Mower			
Public Safety			
Fire Hydrants		\$17,500.00	
Additional Police Officers/OT		\$141,759.71	\$170,843.87
Police Cars/Equipment			
Fire Helmets/Equipment			
Police Radios			
Other Infrastructure			
Sidewalks			
Riverfront Development		\$45,000.00	
Administration Software/Equipment			
Economic Development			
Park Equipment/Recreation		\$37,000.00	\$17,791.56
Recreation Roof			
Municipal Court HVAC	\$20,150.00		
Emergency Management		\$125,000.00	
TOTAL	\$1,367,110.61	\$1,484,259.71	\$1,389,276.63

SOURCE: City of Caruthersville



Sewer Repairs

Improvements
 Accomplished from
 Local Gaming
 Revenues

Improvements
 Accomplished from
 Local Gaming
 Revenues



Harrah's Kansas City

General Manager: Julie Sola
 One Riverboat Drive
 North Kansas City, Missouri 64116
 (816) 472-7777

Date Licensed: September 22, 1994
 Gaming Space: 63,300 Square Feet
 Electronic Gaming Devices: 984
 Table Games: 56
 (3) Specialty Restaurants, Coffee House
 392-Room Hotel
 Meeting Space
 Parking Garage

Total Capital Investment in Property since Company
 Purchase: \$467,275,238
 Total Capital Investment in Property for
 Fiscal Year: \$3,017,240
 Total Employee Compensation: \$31,248,088
 Real Estate/Personal Property Tax: \$2,516,641
 State Sales Tax: \$1,496,993
 State Withholding Tax on Jackpots: \$3,138,144
 Federal Withholding Tax on Jackpots: \$2,901,120
 City Lease Payments: \$3,242,419
 Charitable Donations: \$155,058
 Charitable Contributions By Patrons: \$13,160
 Total Employment: 751
 Minority Employment: 282
 Female Employment: 343

City of North Kansas City

Category	Actual 2020-2021	Budget 2021-2022
Services		
Unanticipated Legal Fees	\$ -	\$ 50,000
Single Audit Costs	-	25,000
Home Dock Cities Membership	-	15,000
Designing/Engineering	9,918	25,000
Professional Services	29,700	50,000
General Liability Insurance	25,000	25,000
Administrative Costs	17,489	17,489
Demolition and Boarding	-	50,000
Contingencies	-	200,000
Total Services	\$ 82,107	\$ 457,489
Capital Outlay		
Land Acquisition		
Demolish Purina Mill	\$ -	\$ 4,000,000
Hillside Litigation	-	30,000
Armour Road Redevelopment Area	53,903	127,000
Total Land Acquisition	\$ 53,903	\$ 4,157,000
Buildings		
Training Site	\$ -	\$ 20,000
Total Buildings	\$ -	\$ 20,000
Building Improvements		
Fire Department		
2 RTU AC Replacement at FD #1	\$ -	\$ 35,000
Fire Station #1 HVAC/Heat Pumps	22,481	-
Administration		
HVAC Upgrade - West Wing AC Unit	-	35,000
Buildings and Grounds		
HVAC Upgrade - Police Department	\$ 107,575	\$ 6,000
Town Square Renovation	-	400,000
Community Development Remodel	-	600,000
Possible YMCA Capital Items	-	100,000
City Hall Facelift	25,461	70,000
Total Building Improvements	\$ 155,516	\$ 1,246,000
Equipment		
Fire Department		
Pumper Truck	\$ (2,500)	\$ -
Radios	-	350,000
Firefighter Personal Protective Equip.	23,318	12,000
Fire Inspector Vehicle	30,323	-
Ambulance	281,323	-
Diagnostic Equipment	15,770	-

SOURCE: City of North Kansas City

Category	Actual 2020-2021	Budget 2021-2022
Police Department		
Police Vehicles	\$ 127,825	\$ 158,882
Police Canine	14,000	22,500
Police Radios	346,821	-
Office Furniture	-	88,000
Emergency Lighting	-	25,000
Mobile License Plate Reader	-	65,000
Firearms Replacement	19,952	-
Tactical Body Armor	3,513	-
Public Works		
Truck Replacement	46,007	-
Replace Two Small Xmark Mowers	25,491	-
Total Equipment	\$ 348,234	\$ 362,000
Information Technology		
Interdepartmental		
Computer Replacements / All Departs.	\$ 17,981	\$ 15,000
Website Redesign	35,340	-
IT Supplies	-	25,000
Offsite Backups	-	20,000
Replace Copiers	-	18,000
Total Information Technology	\$ 53,321	\$ 78,000
Infrastructure		
Administration		
Downtown Streetscape Improvements	\$ 20,334	\$ 3,000,000
Burlington Improvements Phase 1	295,967	10,948,245
Burlington Improvements Phase 2	-	168,750
Burlington Improvements Phase 3	-	755,000
Howell Street Calming	146,885	-
I-29 Shared Use Path	-	398,000
Knox Street	239,845	-
Streetercar Feasibility Study	-	75,000
Armour E-W Connection (Under I-29)	10,300	-
18th and Swift Temporary Parking	40,597	37,500
16th and Clay Parking Lot	30,281	1,115,000
	\$ 784,210	\$ 16,497,495
Interfund Transfers Out		
Transfer to Community Center	\$ 800,000	\$ 300,000
Transfer to Transportation	718,489	664,913
Transfer to Park Fund	469,363	313,717
Transfer to Library	-	52,050
Transfer to Communications Fund	100,000	100,000
Transfer to Water Pollution Control	1,181,000	-
Transfer to Water	2,472,494	400,000
Total Interfund Transfers Out	\$ 5,741,346	\$ 1,830,680
TOTAL EXPENDITURES	\$ 7,218,636	\$ 24,648,664

New Ambulance



Diamond One



Improvements
 Accomplished from
 Local Gaming
 Revenues

Hollywood Casino

General Manager: Michael Jerlecki
 777 Casino Center Drive
 Maryland Heights, Missouri 63043
 (314) 770-8100

Date Licensed: March 11, 1997
 Gaming Space: 120,000 Square Feet
 Electronic Gaming Devices: 1,865
 Table Games: 77
 Hybrid Games: 14
 (5) Specialty Restaurants, Coffee House
 502-Room Hotel
 Meeting Space
 Parking Garage

Total Capital Investment in Property since Company
 Purchase: \$117,305,024
 Total Capital Investment in Property for
 Fiscal Year: \$4,364,140
 Total Employee Compensation: \$27,691,568
 Real Estate/Personal Property Tax: \$6,659,921
 State Sales Tax: \$1,206,494
 State Withholding Tax on Jackpots: \$3,821,972
 Federal Withholding Tax on Jackpots: \$3,792,901
 Charitable Donations: \$95,077
 Charitable Contributions By Patrons: \$19,902
 Total Employment: 665
 Minority Employment: 319
 Female Employment: 323

City of Maryland Heights

	2019	2020	2021
General Fund			
Operating expenses - Police Department	\$1,750,000	\$1,750,000	\$3,520,492
Other Operating Expenses	2,250,000	2,250,000	2,250,000
Total Operating Expenses	4,000,000	4,000,000	5,770,492
Residential trash, recycling, and yard waste services	2,045,127	1,701,234	1,757,225
Total General Fund	6,045,127	5,701,234	7,527,717
Capital Improvements			
Street maintenance - concrete and asphalt	1,555,640	-	-
Adie Road	291,841	-	-
ADA Transition Plan	118,280	-	-
Fee Fee Road Rehab	-	151,105	-
Various Sidewalk Projects	277,230	-	-
Right-of-Way Enhancements	40,231	252	-
Dorsett Road "great streets" implementation	6,112	-	-
Worthington Access Drive	360,824	-	-
Casino Drive/Riverport Connector	77,495	-	-
Rock Island Boulevard	232,080	-	-
Software Upgrades-Citywide	-	-	-
Fee Fee Ballfields	53,633	1,045	-
Community Center Improvements	-	-	-
Government Center A/V Upgrades	-	179,562	-
Government Center Uninterrupted Power Source Upgrade	-	45,519	-
Westport Plaza Drive Fence	52,897	-	-
Public Works Dump Trucks	-	143,462	-
Capital Project Management	224,365	182,663	-
Total Capital Improvement Expenditures	3,290,628	703,608	-
Maryland Park Lake District Economic Development	113,618	42,066	-
Casino Drive Entertainment District	329,783	-	-
Total expenditures of gaming funds	\$9,779,156	\$6,446,908	\$7,527,717
Summary of gaming taxes received and used 2019-2020-2021			
Total Expenditures 2019-2020-2021	\$23,753,781		
Total gaming taxes received 2019-2020-2021	\$23,753,781		
Use of prior years Gaming Taxes	\$0		

SOURCE: City of Maryland Heights



Trash Services

Dispatch Services



Improvements
 Accomplished from
 Local Gaming
 Revenues

Horseshoe St. Louis

General Manager: Brian Marsh
 999 N. Second Street
 St. Louis, MO 63102
 (314) 881-7777

Date Licensed: December 19, 2007
 Gaming Space: 75,000 Square Feet
 Electronic Gaming Devices: 1,068
 Table Games: 31
 (4) Specialty Restaurants
 Meeting Space, Ballroom
 294-Room Hotel
 Parking Garage

Total Capital Investment in Property since Company Purchase: \$295,682,158
 Total Capital Investment in Property for Fiscal Year: \$16,214,339
 Total Employee Compensation: \$20,406,380
 Real Estate/Personal Property Tax: \$6,779,399
 State Sales Tax: \$420,025
 State Withholding Tax on Jackpots: \$1,999,736
 Federal Withholding Tax on Jackpots: \$1,731,837
 Charitable Donations: \$58,766
 Charitable Contributions By Patrons: No Info Given
 Total Employment: 392
 Minority Employment: 250
 Female Employment: 184

City of St. Louis

Sources of Gaming Revenue:

Local Portion of AGR Tax - 2.1%: Allocated to support police patrols, fire marine unit supplies and conduct public safety related capital improvements on the riverfront

Local Portion of Admission Fee - \$1.00: Allocated primarily to the City's Capital Fund. These funds are budgeted each year for items such as arterial street paving, bridge repair, rolling stock replacement, public building improvements, development efforts, etc..

	FY19	FY20	FY21	FY22	FY23b
Public Safety					
Police Patrols	\$ 3,400,000	\$ 2,200,000	\$ 2,185,000	\$ 3,412,672	\$ 3,413,000
Fire Department Marine Unit Supplies	\$ 17,062	\$ 14,949	\$ 28,116	\$ 26,051	\$ 30,450
Subtotal	\$ 3,417,062	\$ 2,214,949	\$ 2,213,116	\$ 3,438,723	\$ 3,443,450
Capital Improvements					
Capital Fund Contribution	\$ 4,000,000	\$ 3,968,519	\$ 1,500,000	\$ 2,000,000	\$ 1,000,000
Bridge Match Capital	\$ -	\$ -	\$ -	\$ 1,500,000	\$ 1,500,000
Subtotal	\$ 4,000,000	\$ 3,968,519	\$ 1,500,000	\$ 3,500,000	\$ 2,500,000
Total	\$ 7,417,062	\$ 6,183,468	\$ 3,713,116	\$ 6,938,723	\$ 5,943,450

SOURCE: City of St. Louis



Medical Examiner Building Facade Repairs



80 E. Grand Siren Location

Improvements
 Accomplished from
 Local Gaming
 Revenues

Isle of Capri - Boonville

General Manager: Kathryn Schuster
 100 Isle of Capri Boulevard
 Boonville, MO 65233
 (660) 882-1200

Date Licensed: December 6, 2001
 Gaming Space: 28,000 Square Feet
 Electronic Gaming Devices: 830
 Table Games: 16
 (2) Specialty Restaurants
 Meeting Space, Ballroom
 140-Room Hotel

Total Capital Investment in Property since Company Purchase: \$135,831,000
 Total Capital Investment in Property for Fiscal Year: \$719,000
 Total Employee Compensation: \$11,091,000
 Real Estate/Personal Property Tax: \$649,000
 State Sales Tax: \$447,000
 State Withholding Tax on Jackpots: \$1,241,000
 Federal Withholding Tax on Jackpots: \$2,072,000
 Charitable Donations: \$36,000
 Charitable Contributions By Patrons: \$8,000
 Total Employment: 317
 Minority Employment: 51
 Female Employment: 172

City of Boonville

Audit Fees	\$ 1,000	Street Improvements	186,500
Howard County Sheriff's Department	15,500	Drainage Projects	30,606
Howard County Prosecuting Attorney	9,500	Police Vehicles (2)	70,000
New Franklin Police Department	6,500	Debt Service – COP's	630,000
Cooper County Sheriff's Department	25,000	Strategic Planning	36,540
Cooper County Prosecuting Attorney	15,500	Transfer General Fund -- Operations	680,000
MUSTANG Drug Task Force	12,000	Hail Ridge Irrigation Improvements	122,000
City of Blackwater	1,000	Park Planning (Land Purchase)	150,000
City of Bunceton	1,000	Various	61,000
City of Pilot Grove	1,000	Technology Upgrades	65,000
Police Dept. - Equipment	31,500	Time Clock System	33,000
Insurance Payments	28,714	Rocheport Bridge Contribution	50,000
Street Equipment Replacement	27,750	Savings for future projects	900,000
ADA Projects	7,700	Demolitions	8,800
		Total	\$ 3,207,110

SOURCE: City of Boonville



I-70 Rocheport Bridge Project

Improvements
 Accomplished from
 Local Gaming
 Revenues

Soccer Fields Sidewalks



Mark Twain Casino

General Manager: Luke Keller
 104 Pierce Street
 LaGrange, Missouri 63448
 (573) 655-4770

Date Licensed: February 1, 2005
 Gaming Space: 18,000 Square Feet
 Electronic Gaming Devices: 417
 Table Games: 2
 (1) Specialty Restaurant
 Banquet Room

Total Capital Investment in Property since Company
 Purchase: \$36,310,673
 Total Capital Investment in Property for
 Fiscal Year: \$2,387,071
 Total Employee Compensation: \$4,509,382
 Real Estate/Personal Property Tax: \$218,007
 State Sales Tax: \$40,453
 State Withholding Tax on Jackpots: \$406,621
 Federal Withholding Tax on Jackpots: \$851,993
 Charitable Donations: \$27,150
 Charitable Contributions By Patrons: \$2,598
 Total Employment: 125
 Minority Employment: 18
 Female Employment: 59

City of LaGrange

General Fund

Office Equipment	
Building/Grounds	5,000.00
Economic Development/Payment	28,709.90
Parks / Recreation	15,000.00
Other Capital	474,500.00
Surplus Investment	10,000.00

Police Department

Surplus Investment	15,000.00
--------------------	-----------

Fire Department

Machinery / Vehicle	20,000.00
Equipment	20,500.00
Surplus Investment	10,000.00
Other Capital	92,450.00

Water Department

Revenue Bonds Series 2014	39,700.00
Surplus Investment	20,000.00

Waste Water Department

Building /Grounds	10,000.00
Other Capital	20,000.00
Revenue Bonds Series 2014	39,700.00
Surplus Investment	15,000.00
Bonds (USDA)	32,307.00

Public Works Department

Machinery / Vehicle	15,000.00
Sidewalk Improvements	5,000.00
Street Improvements	200,000.00
Surplus Investment	15,000.00
	<hr/>
	1,102,866.90

SOURCE: City of LaGrange

New Snow Plow Truck
and Salt Spreader



Improvements
 Accomplished from
 Local Gaming
 Revenues

River City Casino

General Manager: Steve Peate
 777 River City Casino Blvd.
 St. Louis, MO 63125
 (314) 388-7502

Date Licensed: March 1, 2010
 Gaming Space: 90,000 Square Feet
 Electronic Gaming Devices: 1,846
 Table Games: 42
 (4) Specialty Restaurants, Coffee House
 200-Room Hotel
 Parking Garage
 Meeting Space, Concert Hall

Total Capital Investment in Property since Company Purchase: \$494,940,799
 Total Capital Investment in Property for Fiscal Year: \$2,717,828
 Total Employee Compensation: \$24,075,261
 Real Estate/Personal Property Tax: \$8,708,701
 State Sales Tax: \$518,869
 State Withholding Tax on Jackpots: \$4,264,158
 Federal Withholding Tax on Jackpots: \$4,953,034
 City Lease Payments: \$5,729,634
 Charitable Donations: \$15,653
 Charitable Contributions By Patrons: \$14,852
 Total Employment: 610
 Minority Employment: 296
 Female Employment: 290

St. Louis County

Revenues:

Admission Tax	\$	3,985,120
Gaming Tax	\$	5,225,717
Total	\$	9,210,837

Expenditures:

Police Crime Laboratory / 911 Call Center (reflects debt service expenditures made between 7/1/21 and 6/30/22)	\$	612,750	The County leveraged casino revenues to issue \$11.6 million in bonds in 2010 (refunded in 2020) for the purpose of constructing a new police crime laboratory and equipping the County's 911 call center. The new lab provides adequate work space and allows employees to process evidence more efficiently. Casino revenues also helped to fund additional employees which will improve case turnaround time. The crime laboratory will help the Police Department with future accreditation and will help provide the St. Louis region with high quality, state of the art investigation services to help us prevent as well as react to crime in the community.
Business Incubator Center (reflects debt service expenditures made between 7/1/21 and 6/30/22)	\$	138,600	The County leveraged casino revenues to issue \$7.1 million in bonds in 2010 (refunded in 2020) for the purpose of renovating and improving existing business incubator facilities and acquiring and renovating new business incubator facilities. These facilities provide affordable office and warehouse space and support services to new and growing businesses in a variety of disciplines including information technology, research, transportation and distribution, and professional services.

General public safety costs	\$	4,612,967
General government costs	\$	3,846,520
Total	\$	9,210,837

SOURCE: St. Louis County



Crime Laboratory



Jamestown Mall Town Hall

Improvements
 Accomplished from
 Local Gaming
 Revenues

St. Louis County Port Authority Community Reinvestment Fund

(Lease revenue committed 7/1/21 through 6/30/22)

Lambert Airport International Airline Incentive Fund (Lufthansa)	\$ 2,500,000
Banshee Road Bond (debt service expenditures)	227,415
Lemay Community and North County Aquatic Park Bonds (debt service expenditures)	1,118,638
Jamestown Mall Feasibility Study/Due Diligence	563,000
Jamestown Mall Environmental Remediation/Demolition	1,500,000
	<u>\$ 5,909,053</u>

SOURCE: St. Louis Port Authority

St. Jo Frontier Casino

General Manager: Donald Wren
 777 Winners Circle
 St. Joseph, Missouri 64505
 (816) 279-5514

Date Licensed: February 1, 2005
 Gaming Space: 18,000 Square Feet
 Electronic Gaming Devices: 451
 Table Games: 5
 (3) Specialty Restaurants, Coffee House
 Meeting Space

Total Capital Investment in Property since Company
 Purchase: \$58,157,221
 Total Capital Investment in Property for
 Fiscal Year: \$2,682,321
 Total Employee Compensation: \$5,877,900
 Real Estate/Personal Property Tax: \$277,209
 State Sales Tax: \$158,944
 State Withholding Tax on Jackpots: \$366,025
 Federal Withholding Tax on Jackpots: \$719,977
 Charitable Donations: \$18,949
 Charitable Contributions By Patrons: \$2,994
 Total Employment: 135
 Minority Employment: 21
 Female Employment: 77

City of St. Joseph

CATEGORY	Actual FY2020/21	Projected FY2021/22
City Sponsored Festivals / Celebrations	14,703	31,550
Downtown Development & Revitalization		
Downtown Partnership Contract/Website	4,000	3,500
Prof Services-City initiated Downtown TIF proj.		
Allied Arts Contribution/MO Bicentennial	24,000	49,000
Infrastructure		
Stormwater Grant		
Projects for Better Historic Preservation & Property Maintenance Activity	150,813	122,009
Economic Development		
Professional Services - Outside Legal Issues	117,428	144,496
C of C - Economic Development Contract	169,000	189,000
C of C - Workforce Development		5,000
Community Alliance Partnership	18,825	18,825
Innovation Stockyards	10,000	12,500
MO-KAN	20,000	21,500
MWSU Center for Service	40,000	40,000
Capital Projects		
Chiefs Training Camp Bleachers	7,500	
Other		
Public Awareness/Education	21,184	11,740
City's Rosecrans Airport-Operations Support	70,000	70,000
City's Parking Maintenance-Operations Support	6,500	6,500
City's Nature Center-Operations Support	40,000	40,000
MO Home Dock Cities Assoc	3,042	8,500
Foundation Recovery	7,300	0
In kind Service for festivals and parades	3,000	3,000
State Legislative Lobbyist	9,900	9,900
Total Expenditures	737,195	787,020

SOURCE: City of St. Joseph

Buchanan County

	2020 ACTUAL EXPENDITURES	2021 FINAL EXPENDITURES	2022 BUDGET
APPROPRIATIONS:			
Health and Welfare			
Social Welfare Board	297,922.52	352,083.16	325,000.00
Health Department	69,350.73	77,130.84	78,000.00
Public Services			
Extension Council	83,600.00	98,800.00	91,200.00
General Accounts			
Tower Expenses	292,500.69	0.00	0.00
Professional Services	34,510.00	0.00	0.00
Reserve	6,475.00	3,315.69	569,483.70
TOTAL	784,358.94	531,329.69	1,063,683.70

SOURCE: Buchanan County



STEAM Festival

Improvements
 Accomplished from
 Local Gaming
 Revenues

Charitable Gaming

Charitable Gaming includes licensed bingo and other associated games such as pull-tabs, merchandise coin boards, and event tickets. Bingo was legalized in 1980 and came under the Missouri Gaming Commission on July 1, 1994. The operation of bingo and the other associated games is restricted to qualified licensed religious, charitable, fraternal, veteran, and service organizations. The Charitable Games Division also licenses hall providers, suppliers, and manufacturers of bingo products.

All proceeds over and above the actual cost of conducting bingo must be used for charitable, religious, or philanthropic purposes of the organization, and no part of the net earnings may inure to the benefit of any individual member of the organization. Bingo proceeds collected by these tax-exempt organizations are used to fund various projects such as veterans homes, drug awareness programs, prevention of child abuse, cancer care and research, Alzheimer's care and research, Boy & Girl Scouts, various religious organizations, scholarships, sight and hearing care for impoverished citizens, and many more.

More than \$100 million has been generated in tax revenue since bingo was legalized. The chart below represents the actual tax reported for bingo paper and pull-tabs for the past five fiscal years. All bingo tax is deposited into the Proceeds for Education Fund. Although pull-tab sales have fluctuated, a comparison of tax paid per file period continues to show a decline in the overall taxes reported for bingo paper and pull-tab sales combined.

Actual Tax Reported For File Period					
YEAR	FY18	FY19	FY20*	FY21*	FY22
PAPER	\$795,776.15	\$755,346.72	\$547,503.81	\$425,084.81	\$579,689.74
PULL-TAB	\$819,718.21	\$814,344.31	\$639,051.90	\$689,239.56	\$838,479.94
TOTAL	\$1,615,494.36	\$1,569,691.03	\$1,186,555.71	\$1,114,324.37	\$1,418,169.68

*Tax amounts for March through June of FY2020 & all of FY2021 were significantly impacted by the COVID-19 virus.

The charts below reflect the total bingo taxes deposited and the total number of licensees over the past four years. The bingo tax deposited is different than the tax reported per file period because of the due date of reporting. Reports are due the last day of the month following the month in which the bingo card or pull-tab was sold; therefore, the tax collected for certain file periods during the fiscal year may be included in different fiscal year deposits.

Total Deposits into Proceeds For Education				
Year	FY19	FY20*	FY21*	FY22
Tax Collected	\$1,533,142.99	\$1,389,953.04	\$901,051.26	\$1,370,781.01
Interest Earned	\$11,235.14	\$8,592.55	\$1,577.49	\$767.55
Total	\$1,544,378.13	\$1,398,545.59	\$902,628.75	\$1,371,548.56

*Tax amounts for March through June of FY2020 & all of FY2021 were significantly impacted by the COVID-19 virus.

TYPE OF LICENSE	FY19	FY20	FY21	FY22
REGULAR BINGO	212	207	192	182
SPECIAL BINGO (Valid for one event from 1 to 7 days)	290	212*	60*	201
ABBREVIATED PULL-TAB (Valid for 24 hours, limit 15 per calendar year)	132	76*	16*	103
SUPPLIER	1	1	1	1
MANUFACTURER	4	4	4	4
HALL PROVIDER	61	59	52	53

*The decrease in special and abbreviated licenses can be attributed to the COVID-19 virus that affected social gatherings during 2020 & 2021, causing a decline in bingo activity.

Fantasy Sports Contests

The Missouri Fantasy Sports Consumer Protection Act went into effect August 28, 2016. Eight fantasy sports companies are currently licensed to offer fantasy sports contests in Missouri. Below are the licensed fantasy sports companies operating in Missouri.

Company	Web Address
DraftKings, Inc.	www.draftkings.com
FanDuel, Inc.	www.fanduel.com
RealTime Fantasy Sports, Inc.	www.RTSports.com
SportsHub Games Network, Inc.	www.shgn.com
Yahoo Fantasy Sports, LLC	www.sports.yahoo.com
FFPC, LLC	www.myffpc.com
Underdog Sports, Inc.*	www.underdogfantasy.com
OwnersBox 3.0 Corporation*	www.ownersbox.com

*Licensed in 2021, therefore not reflected in the table below.

Company	Operation Fees for Calendar Year 2020
DraftKings, Inc.	\$232,054
FanDuel, Inc.	\$132,646
RealTime Fantasy Sports Inc.	\$1,696
SportsHub Games Network, Inc.	\$1,980
Yahoo Fantasy Sports, LLC	\$798
FFPC, LLC	\$1,361
Totals	\$370,535

The above table shows the amount of annual operations fees collected in FY2022 from licensed operators for the calendar year 2020. All fees collected are placed in the Gaming Proceeds for Education fund.

Annual Deposits	FY19	FY20	FY21	FY22
Annual Operation Fees	\$616,617	\$0	\$492,406	\$370,535
Annual License Renewal Fees	\$28,999	\$0	\$10,000	\$10,000

The above chart shows the annual operation fees and annual license renewal fees deposited for the last four fiscal years. Previously, annual operations fees were collected each calendar year at the rate of 11.5% of the licensed operator's net revenue from the previous calendar year, and they were due on April 15th of each year. The passage of Senate Bill 87, which became effective August 28, 2019, reduced the fee to 6% of the licensed operator's net revenue from the previous calendar year, and the due date for payment of the annual operations fee was moved from April 15th to November 1st of the following year. For example, the annual operations fee for calendar year 2020 were due November 1, 2021. Due to this change in statute, no annual operations fees were collected during FY2020. Senate Bill 87 also changed the annual renewal fee from \$10,000 or 10% of the operator's previous year's net revenue, whichever is lower, to \$0, \$2,500, or \$5,000 based on whether the operator's net revenue from the previous calendar year was less than 1 million, above 1 million but less than 2 million, or over 2 million, respectively. These fees are paid to the Gaming Commission Fund.

Missouri State Highway Patrol

The Gaming Division, pursuant to a memorandum of understanding with the Missouri Gaming Commission, provides criminal and regulatory enforcement of gaming operations within the state. Under the command of Captain Larry W. Plunkett, Jr., the division is divided into four sections: Administrative Services, Investigations, Eastern District Enforcement and Western District Enforcement. The Gaming Division is one of the Highway Patrol's largest divisions, with an authorized strength of 122 uniformed members and three civilians. The staffing of 122 troopers assigned to the Gaming Division does not impact or reduce the number of troopers assigned to patrol Missouri roadways, as allocated by the legislature.

The Gaming Division was established on May 1, 1994, by order of Colonel Fred M. Mills, and was the first new division established within the Patrol since the creation of the Division of Drug and Crime Control in 1983. Strict criminal and regulatory enforcement, as well as meticulous investigations are essential elements to the successful regulation of legalized gambling in Missouri. Because of its history of service with distinction and integrity, the Patrol was given the responsibility of providing investigative, regulatory and criminal law enforcement services, which ultimately police the gaming industry.

The Administrative Services Section, under the supervision of Lieutenant Kevin J. Hunter, oversees criminal records, case management, motor equipment/fleet management, training, overtime, recruiting, personnel actions, oversees the collection and preservation of evidence and special projects.

The Investigative Section, under the supervision of Lieutenant Jeffery T. Fitzgerald, is responsible for the Investigative Unit. The Investigative Unit conducts extensive background investigations to determine the suitability of licensees, suppliers, and vendors. When tasked, the Investigative Unit oversees licensed bingo operators and associated investigations, and is charged with conducting background investigations on both charitable gaming and riverboat supplier companies.

The Enforcement Section is divided into two districts. The Eastern District is under the supervision of Lieutenant Jody T. Laramore. The Western District is under the supervision of Lieutenant Andrew O. Tourney. Officers assigned to the Enforcement Units are responsible for enforcing both Missouri criminal statutes and Missouri Gaming Commission regulations on the 13 licensed casino properties.

All four sections of the Patrol's Gaming Division are provided clerical support from Administrative Office Support Assistant, Ms. Rachel M. Thowe and Clerk Typist, Mrs. Stacy Slayton.

The following chart depicts arrests for all casinos statewide.

BOAT	JUL	AUG	SEP	OCT	NOV	DEC	JAN	FEB	MAR	APR	MAY	JUN	TOTALS
Ameristar Kansas City	32	76	70	74	37	51	45	90	14	33	87	88	697
Ameristar St. Charles	62	24	24	21	63	45	65	28	26	16	36	28	438
Argosy	83	51	74	62	52	61	56	17	35	38	51	23	603
Harrah's Kansas City	45	39	47	10	20	25	56	47	22	25	23	3	362
Hollywood - St. Louis	39	22	39	35	29	29	31	42	44	30	60	23	423
Isle of Capri - Boonville	4	8	6	2	4	4	0	0	0	3	4	2	37
Centrury Casino - Cape Girardeau	8	11	4	14	4	2	19	13	6	10	10	6	107
Bally's Kansas City	76	103	127	50	81	64	147	22	54	52	80	78	934
Century Casino - Caruthersville	0	1	2	2	1	2	4	2	2	4	3	2	25
Horseshoe St. Louis	8	4	7	3	12	5	5	7	2	5	14	2	74
Mark Twain	1	1	0	0	0	2	1	10	0	0	3	0	18
River City	56	58	68	66	88	24	53	51	113	37	44	39	697
St. Jo Frontier	1	3	1	2	3	0	3	2	5	2	4	4	30
TOTALS	415	401	469	341	394	314	485	331	323	255	419	298	4445

Notes

Notes

