

Missouri Gaming Commission

Annual Report to the General Assembly





The Missouri Gaming Commission
will regulate charitable and commercial
gaming in a manner which promotes a positive
impact on the State and ensures the integrity of the industry.

MGC Mission Statement

Visit Us At:

<http://www.mgc.dps.mo.gov>

<http://www.showmegaming.com>

Table of Contents

| | |
|--|----|
| Message from Chairman Mike Leara | 5 |
| Commissioners | 6 |
| Money to Worthy Causes | 8 |
| Gaming Taxes & Admissions | 9 |
| Economic Impact | 10 |
| Report on Competitiveness | 11 |
| Fiscal Year 2020 Project Summary | 12 |
| Fund Balance Report | 13 |
| FY 2020 Operation Results | |
| Ameristar Casino Kansas City | 14 |
| Ameristar Casino St. Charles | 15 |
| Argosy Riverside Casino | 16 |
| Century Casino Cape Girardeau | 17 |
| Century Casino Caruthersville | 18 |
| Harrah's Kansas City | 19 |
| Hollywood Casino | 20 |
| Isle of Capri – Boonville | 21 |
| Isle of Capri – Kansas City | 22 |
| Lumière Place | 23 |
| Mark Twain Casino | 24 |
| River City Casino | 25 |
| St. Jo Frontier Casino | 26 |
| Charitable Gaming | 27 |
| Fantasy Sports | 28 |
| Missouri State Highway Patrol | 29 |



Message from Chairman Mike Leara



When the COVID-19 pandemic began the Missouri Gaming Commission kept abreast of state health and wellness directives. Closing the state's riverboat casinos was not as easy as just locking the doors. Local home dock cities and counties who rely on riverboat revenues would lose admission fees and gaming taxes. Thousands of casino employees would be out of work. Worthy causes such as the Veterans Capital Improvement Trust Fund, the Access Missouri Financial Assistance Fund, the National Guard Trust Fund, and the Problem Gambling Fund stood to lose vast amounts of money. MGC expenses, which are paid with casino admission fees, were a concern, not to mention the casino companies themselves. On March 17, 2020, we made the hard decision to close the riverboat casinos when most businesses were shutting their doors due to the pandemic. MGC extended the casino closure order four more times. Most casinos reopened June 1st in compliance with local health and wellness directives. St. Louis County casinos, which remained closed until June 16th, reopened with social distancing and masks as well. It was during this time MGC employees were working remotely with only essential staff at our offices. We continue the teleworking to a smaller degree now to encourage social distancing and wellness within our staff.

To say that FY2020 has been a challenging time is an understatement.

Prior to the COVID-19 crisis MGC was busy with the day-to-day business of regulating riverboat casino gambling, charitable bingo, and daily fantasy sports contests.

The legislative session was abuzz with gaming related bills for illegal machines, sports wagering, and video lottery terminal legislation. We anticipated a hectic session and again, the COVID-19 issue put a stop to the momentum.

MGC was also busy with casino ownership movement. In December, Century Casinos bought three casino properties from Eldorado Resorts, with two being in Missouri. In June 2020 these casinos reopened under the names Century Casino Cape Girardeau and Century Casino Caruthersville.

Twin River Worldwide Holdings purchased the Isle of Capri Casino in Kansas City from Eldorado Resorts. Twin River plans to redevelop the area with most capital expenditures occurring in 2021. The casino will be rebranded as Casino K.C.

In other action, Eldorado Resorts, which owns Lumiere Place in downtown St. Louis, and Isle of Capri-Boonville, acquired Caesars Entertainment which includes Harrah's Kansas City for \$17.3 billion in a cash-and-stock deal, which makes Eldorado Resorts the largest gambling company in the United States.

Another facet of MGC regulation is Bingo. Bingo numbers continue downward in regard to the number of operators in Missouri. The COVID-19 pandemic did not help matters. Before COVID-19 our numbers stood at 209 operational bingo games. 112 are now in operation. Several halls have reported they will cease operation during FY2021.

Missouri is holding steady at seven fantasy sports operators and we are expecting another two companies to come on board in the next year. You can see more information on page 28 of this report.

The FY2020 MGC Annual Report is a great resource for those interested in the mission of the Missouri Gaming Commission. Inside you'll find information on our commissioners, the casino companies' economic impact, competitive tax rates, and our expenses. The back pages feature each riverboat gaming casino, and the home dock city and county. How the home dock cities and counties spend their share of the admissions fees and gaming taxes reveal the good in riverboat gaming. Riverboat gaming taxes and fees contribute significantly to the State of Missouri.

Commissioners

Mike Leara, *Chairman*



Mike Leara was born and raised in St. Louis, Missouri. He attended St. Louis Community College at Meramec and Saint Louis University. Mr. Leara spent his early days in the financial services industry with Merrill Lynch in St. Louis and Houston, Texas. In 1995, Mr. Leara joined Stifel, Nicolaus & Co. until becoming an independent advisor and brokerage firm Principal in 1999. Mr. Leara is currently the owner of Gateway Advisors, LLC, a Registered Investment Advisory firm located in St. Louis.

Mr. Leara began his political career as president of the Concord Township Republicans in 1997 and subsequently appointed Committeeman of Concord Township in 2003, re-elected in 2004 and 2008. In 2008 Mr. Leara was also elected to the Missouri House of Representatives. While serving in the Missouri House, he served as Chairman of the House Committee on Pensions, Joint Committee on Pensions and Administration & Accounts Committee. Mr. Leara also served as Vice-Chair of the Missouri State Employees Retirement System (MOSERS). Mr. Leara was re-elected in 2010, 2012 and 2014 serving until his retirement in January 2017. Mr. Leara is a member of Abiding Savior Lutheran Church in St. Louis and in his spare time, enjoys restoring muscle cars, motorcycles and military vehicles.

Daniel P. Finney III



Daniel P. Finney III (St. Louis) is the sole member of the Law Office of Daniel P. Finney III in St. Louis. Mr. Finney's law practice focuses on the representation of individuals and businesses in litigation involving claims of professional malpractice, personal injury, wrongful death, breach of contract, and employment disputes. Mr. Finney is a former assistant circuit attorney in the City of St. Louis, where he prosecuted felony gun and drug cases. Mr. Finney has over 12 years of experience representing clients in Missouri and Illinois State Courts, the Court of Appeals for the Eastern District of Missouri, the U.S. District Court for the Eastern District of Missouri, and the U.S. Court of Appeals for the 8th Circuit. Mr. Finney is a native of St. Louis and a graduate of St. Louis University School of Law. Mr. Finney serves as a charter board member of Birdies 4 Bipolar. He and his wife have two children.

Brandon Boulware



Brandon J.B. Boulware (Kansas City) is a partner at Boulware Law LLC in Kansas City. Mr. Boulware represents individuals and corporations – as both plaintiffs and defendants – in business disputes and personal injury matters across the country. Mr. Boulware has over 15 years of litigation experience in state and federal courts, starting his legal career as a clerk for the Chief Justice of the Missouri Supreme Court. He is a graduate of the University of Missouri-Columbia and American University-Washington College of Law. Mr. Boulware is a trustee of the St. Paul's Episcopal Day School. He and his wife have four children.

Pat Conway



Pat Conway is a lifetime resident of St. Joseph, Missouri. He served in the Missouri House of Representatives from 2010-2019 for the 10th District. Pat Conway was Buchanan County Clerk from 1983-2010. A Vietnam Veteran, Conway has served on the Missouri Veterans Commission and is a member of the Knights of Columbus, the American Legion and several other military and civic organizations. He's a graduate of Missouri Western State University with a Bachelor of Science degree in social science.

David W. Hane



David W. Hane of Laclede is the former city manager and police chief of Brookfield, Missouri. Hane was appointed as a police officer in 1975, then as police chief in 1982 and served the community for 38 years. He was appointed as city manager in 2005, serving in both capacities until his retirement in 2013. David is a graduate of Meadville, Missouri schools, earned a BS in Criminal Justice from Truman State University in Kirksville, and is a graduate of the FBI Academy in Quantico, VA. David is a member of several law enforcement organizations and also has volunteered his time to the Brookfield Lions Club, Brookfield Chamber of Commerce, and the Brookfield Area Growth Partnership.

Money to Worthy Causes

| | | | |
|---|---|--|---|
|  |  |  |  |
| Veterans Commission Capital Improvement Trust Fund | Missouri National Guard Trust Fund | MO College Guarantee/Access Missouri Financial Assistance Fund | Compulsive Gamblers Fund |
| \$11,661,754.16 | \$4,000,000.00 | \$4,000,000.00 | \$70,000.00 |

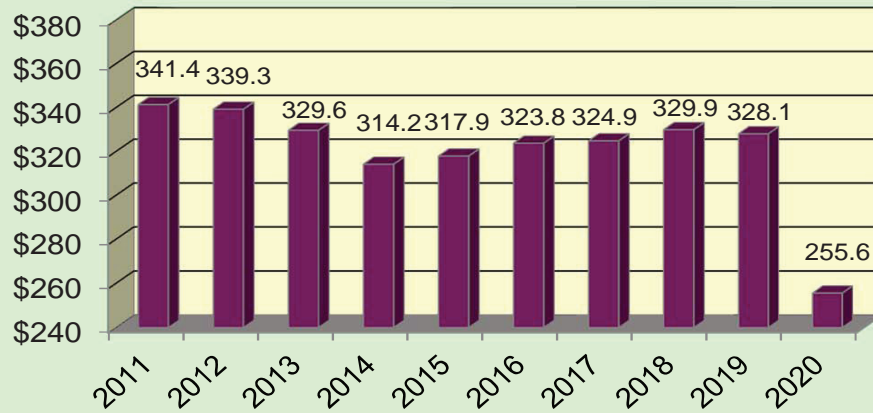
| Missouri Gaming Commission Summary of Fund Transfers from Gaming Commission Fund | | | | | | |
|---|--|------------------------------------|--|--|--------------------------|-------------------------|
| Fiscal Year of Transfer | Veterans Commission Capital Improvement Trust Fund | Missouri National Guard Trust Fund | Mo College Guarantee / Access Missouri Financial Assistance Fund | Early Childhood Development, Education and Care Fund | Compulsive Gamblers Fund | Totals |
| FY 1994/1995 | \$8,408,536.13 | | | | | \$8,408,536.13 |
| FY 1996 | \$23,487,182.59 | | | | | \$23,487,182.59 |
| FY 1997 | \$30,388,830.54 | | | | | \$30,388,830.54 |
| FY 1998 | \$35,905,493.46 | | | | | \$35,905,493.46 |
| FY 1999 | \$3,000,000.00 | \$3,000,000.00 | \$4,500,000.00 | \$30,237,763.51 | | \$40,737,763.51 |
| FY 2000 | \$3,000,000.00 | \$3,000,000.00 | \$4,500,000.00 | \$34,217,803.75 | | \$44,717,803.75 |
| FY 2001 | \$3,000,000.00 | \$3,000,000.00 | \$4,500,000.00 | \$30,691,290.20 | \$46,612.00 | \$41,237,902.20 |
| FY 2002 | \$3,000,000.00 | \$3,000,000.00 | \$4,500,000.00 | \$31,266,433.92 | \$398,074.00 | \$42,164,507.92 |
| FY 2003 | \$3,000,000.00 | \$3,000,000.00 | \$4,500,000.00 | \$33,947,613.45 | \$489,850.00 | \$44,937,463.45 |
| FY 2004 | \$6,000,000.00 | \$4,000,000.00 | \$5,000,000.00 | \$30,320,589.96 | \$489,850.00 | \$45,810,439.96 |
| FY 2005 | \$6,000,000.00 | \$4,000,000.00 | \$5,000,000.00 | \$30,969,773.54 | \$489,850.00 | \$46,459,623.54 |
| FY 2006 | \$6,000,000.00 | \$4,000,000.00 | \$5,000,000.00 | \$31,449,559.64 | \$143,668.48 | \$46,593,228.12 |
| FY 2007 | \$6,000,000.00 | \$4,000,000.00 | \$5,000,000.00 | \$27,513,142.50 | \$296,081.66 | \$42,809,224.16 |
| FY 2008 | \$6,000,000.00 | \$4,000,000.00 | \$5,000,000.00 | \$26,158,125.21 | \$504,438.31 | \$41,662,563.52 |
| FY 2009 | \$6,000,000.00 | \$4,000,000.00 | \$5,000,000.00 | \$30,146,510.30 | \$522,323.49 | \$45,668,833.79 |
| FY 2010 | \$6,000,000.00 | \$4,000,000.00 | \$5,000,000.00 | \$30,187,344.07 | \$449,829.88 | \$45,637,173.95 |
| FY 2011 | \$6,600,000.00 | \$4,000,000.00 | \$5,000,000.00 | \$30,602,202.47 | \$297,683.81 | \$46,499,886.28 |
| FY 2012 | \$6,000,000.00 | \$4,000,000.00 | \$5,000,000.00 | \$28,167,184.85 | \$70,000.00 | \$43,237,184.85 |
| FY 2013 | \$30,492,690.60 | \$4,000,000.00 | \$5,000,000.00 | | \$150,000.00 | \$39,642,690.60 |
| FY 2014 | \$26,837,608.59 | \$4,000,000.00 | \$5,000,000.00 | | \$150,000.00 | \$35,987,608.59 |
| FY 2015 | \$26,806,819.71 | \$4,000,000.00 | \$5,000,000.00 | | \$80,000.00 | \$35,886,819.71 |
| FY 2016 | \$26,302,995.44 | \$4,000,000.00 | \$5,000,000.00 | | \$150,000.00 | \$35,452,995.44 |
| FY 2017 | \$23,965,570.07 | \$4,000,000.00 | \$5,000,000.00 | | \$100,000.00 | \$33,065,570.07 |
| FY 2018 | \$21,990,766.73 | \$4,000,000.00 | \$5,000,000.00 | | \$100,000.00 | \$31,090,766.73 |
| FY 2019 | \$18,578,239.98 | \$4,000,000.00 | \$5,000,000.00 | | \$115,000.00 | \$27,693,239.98 |
| FY 2020 | \$11,661,754.16 | \$4,000,000.00 | \$4,000,000.00 | | \$70,000.00 | \$19,731,754.16 |
| Totals | \$354,426,488.00 | \$83,000,000.00 | \$106,500,000.00 | \$425,875,337.37 | \$5,113,261.63 | \$974,915,087.00 |

Note: In FY 2013, the 96th Missouri General Assembly passed House Bill 1731, which made major changes to the distribution of net proceeds (transfers) from the Gaming Fund. The bill removed the Early Childhood Development, Education and Care Fund from the distribution formula, changed the order of distribution of the remaining funds in the formula and established that all remaining net proceeds be transferred to the Veterans Commission Capital Improvement Trust Fund.

Gaming Taxes & Admissions

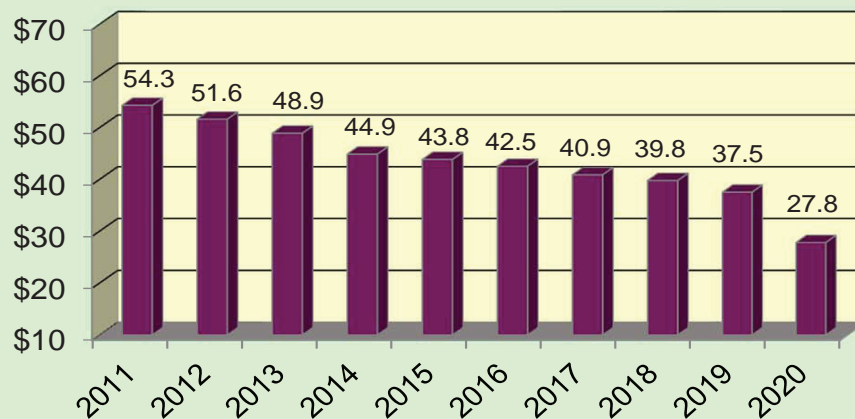
State Portion of Gaming Tax Collections

Millions



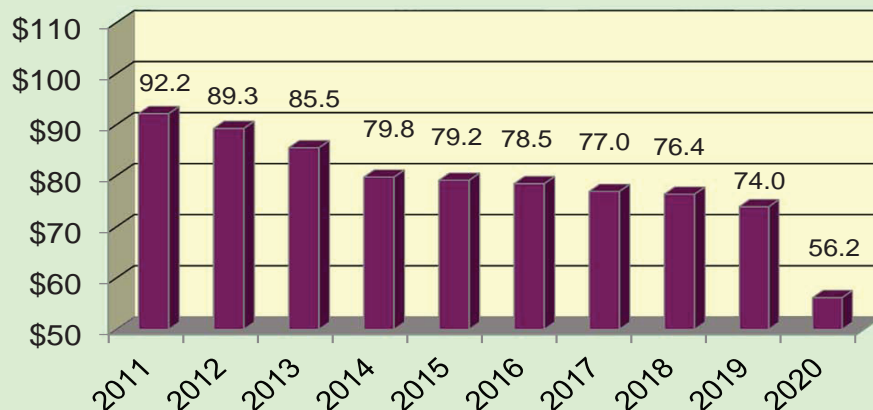
State Portion of Admission Tax Collections

Millions



Local Portion of Admissions & Gaming Tax Collections

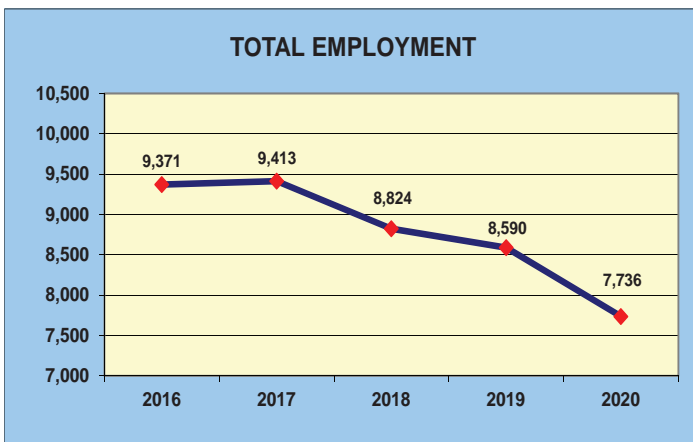
Millions



Economic Impact

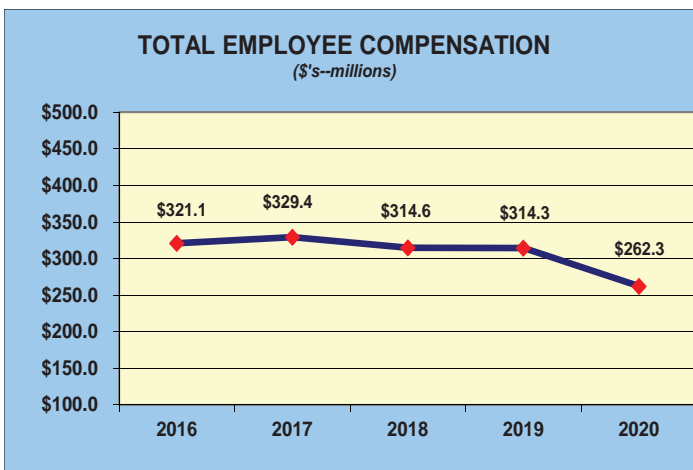
In FY 2020, Missouri casinos:

- Employed **7,736** people
- Paid Wages of **\$262.3 million**
- Contributed **\$284 million** in direct gaming taxes to state and local home-dock governments
- Contributed **\$55.6 million** in total state admission fees to special state funds and home-dock governments
- Earned **\$1.352 billion** in gross gaming revenue
- Paid total real estate and sales taxes of **\$56.2 million**, for a combined total of gaming and other taxes of **\$395.8 million**
- Invested a total of **\$3.17 billion** in capital investments to date



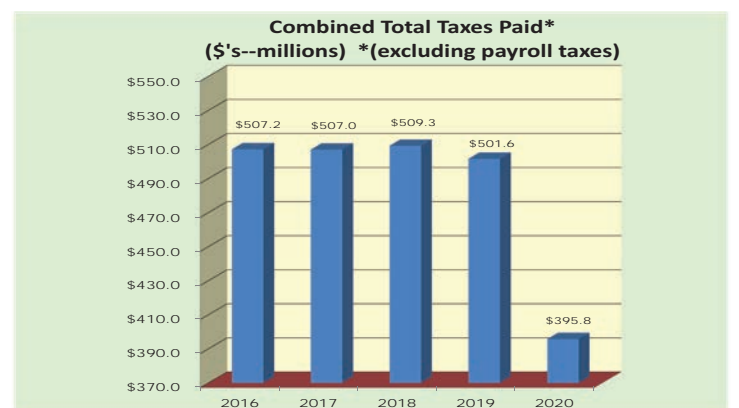
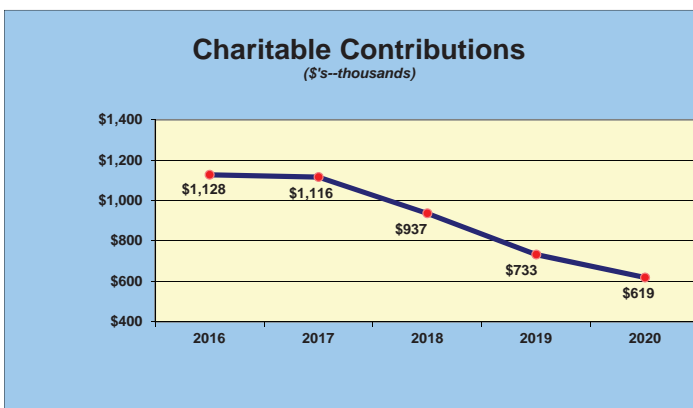
TOTAL EMPLOYMENT

| CASINO | 2016 | 2017 | 2018 | 2019 | 2020 |
|---------------------------------|--------------|--------------|--------------|--------------|--------------|
| Ameristar Casino Kansas City | 1,053 | 1,090 | 971 | 975 | 924 |
| Ameristar Casino St. Charles | 1,579 | 1,566 | 1,506 | 1,557 | 1,398 |
| Argosy Riverside Casino | 784 | 776 | 757 | 784 | 710 |
| Hollywood Casino | 1,131 | 1,140 | 1,093 | 1,111 | 860 |
| Harrah's Kansas City | 953 | 1,015 | 978 | 948 | 950 |
| Isle of Capri - Boonville | 419 | 457 | 426 | 394 | 365 |
| Century Casino - Cape Girardeau | 425 | 424 | 359 | 332 | 272 |
| Isle of Capri - Kansas City | 361 | 363 | 285 | 261 | 242 |
| Century Casino - Caruthersville | 228 | 232 | 207 | 199 | 174 |
| Lumière Place | 936 | 896 | 851 | 765 | 663 |
| River City Casino | 1,044 | 1,052 | 1,027 | 891 | 852 |
| Mark Twain Casino | 221 | 200 | 192 | 194 | 170 |
| St. Jo Frontier Casino | 237 | 202 | 172 | 179 | 156 |
| TOTAL EMPLOYMENT | 9,371 | 9,413 | 8,824 | 8,590 | 7,736 |



TOTAL EMPLOYEE COMPENSATION

| CASINO | 2016 | 2017 | 2018 | 2019 | 2020 |
|------------------------------------|-----------------|-----------------|-----------------|-----------------|-----------------|
| Ameristar Casino Kansas City | \$ 34.9 | \$ 35.8 | \$ 31.3 | \$ 35.2 | \$ 28.9 |
| Ameristar Casino St. Charles | \$ 49.3 | \$ 54.0 | \$ 48.2 | \$ 52.0 | \$ 43.7 |
| Argosy Riverside Casino | \$ 30.8 | \$ 31.9 | \$ 31.5 | \$ 31.1 | \$ 24.2 |
| Hollywood Casino | \$ 39.1 | \$ 41.2 | \$ 40.2 | \$ 40.0 | \$ 32.6 |
| Harrah's Kansas City | \$ 34.2 | \$ 35.6 | \$ 36.8 | \$ 36.1 | \$ 33.0 |
| Isle of Capri - Boonville | \$ 13.1 | \$ 12.9 | \$ 12.6 | \$ 11.6 | \$ 9.4 |
| Century Casino - Cape Girardeau | \$ 12.8 | \$ 13.2 | \$ 11.9 | \$ 10.8 | \$ 9.7 |
| Isle of Capri - Kansas City | \$ 16.6 | \$ 16.9 | \$ 14.1 | \$ 12.2 | \$ 10.4 |
| Century Casino - Caruthersville | \$ 7.5 | \$ 7.4 | \$ 6.9 | \$ 6.6 | \$ 6.1 |
| Lumière Place | \$ 32.8 | \$ 30.9 | \$ 31.6 | \$ 29.7 | \$ 22.2 |
| River City Casino | \$ 36.9 | \$ 37.1 | \$ 37.6 | \$ 37.0 | \$ 31.0 |
| Mark Twain Casino | \$ 5.8 | \$ 5.6 | \$ 5.8 | \$ 5.8 | \$ 5.0 |
| St. Jo Frontier Casino | \$ 7.3 | \$ 6.9 | \$ 6.1 | \$ 6.2 | \$ 6.1 |
| TOTAL EMPLOYEE COMPENSATION | \$ 321.1 | \$ 329.4 | \$ 314.6 | \$ 314.3 | \$ 262.3 |



Report on Competitiveness

COMPETITIVE TAX RATES AND FACILITIES

| | | |
|--------------------|--|--|
| ILLINOIS | Commercial Gaming Graduated tax rate from 15% to 50% of gross gaming revenue, \$2 to \$3 admissions tax Net Effective Tax Rate Consumer spending on Commercial Casino Gaming Calendar Year 2019 Video Lottery Terminal Locations | 10 Casinos 33.6% \$1,354.4 million 7,180 |
| INDIANA | Commercial Gaming Graduated tax rate from 15% to 40% of gross gaming revenue; land-based, with one exception, also pay a supplemental wagering tax of 3.5% At racinos, the graduated tax is from 25% to 35% of gross gaming revenue Net Effective Tax Rate Consumer Spending on Commercial Casino Gaming Calendar Year 2019 Native American Gaming <i>*(11 riverboat or land-based, 2 racinos)</i> | 13 Casinos* 26.4% \$2,247.0 million 1 Casino |
| IOWA | Commercial Gaming Graduated tax rate from 5% to 22% on gross gaming revenue at riverboats and land-based casinos and up to 24% at racetracks with slots and table games Net Effective Tax Rate Consumer Spending on Commercial Casino Gaming Calendar Year 2019 Native American Gaming <i>*(17 riverboat or land-based, 2 racinos)</i> | 19 Casinos* 21.8% \$1,486.8 million 4 Casinos |
| KANSAS | Commercial Gaming Straight-Line tax rate of 27% Net Effective Tax Rate Consumer spending on Commercial Casino Gaming Calendar Year 2019 Native American Gaming | 4 Casinos 27.00% \$416.2 million 6 Casinos |
| MISSISSIPPI | Commercial Gaming Graduated tax from 4% to 8% on gaming revenues; additional 3% to 4% tax on gaming revenues may be imposed by local governments Net Effective Tax Rate Consumer Spending on Commercial Casino Gaming Calendar Year 2019 Native American Gaming | 26 Casinos 11.8% \$2,201.3 million 3 Casinos |
| OKLAHOMA | Racetrack Casinos -Graduated state tax from 35% to 50% on gross gaming revenue Consumer Spending on Commercial Casino Gaming Calendar Year 2019 Native American Gaming | 2 Racinos \$140.9 million 140 Casinos |
| ARKANSAS | Commercial Gaming Graduated tax from 13% to 20% on gaming revenues Net Effective Tax Rate Consumer spending on Commercial Casino Gaming Calendar Year 2019 <i>*(1 land based casino, 2 racinos)</i> | 3 Casinos* 15.30% \$426.5 million |

Data compared on calendar year basis. Source: AGA State of the States 2020

MISSOURI COMPETITIVENESS

Commercial Gaming -- 13 casinos

21% tax on gross gaming revenue

(90%/10% split - state/home dock community respectively)

\$2 per patron admission fee, per excursion, split between home dock community and the state

Net Effective Tax Rate

Commercial Casinos -- 25.2%

Missouri ranked #9 in total state tax gaming revenues

(reflecting a 2.2% decrease over the prior calendar year)

Missouri ranked #10 in consumer spending on commercial casino gaming

with \$1,729 million AGR for Calendar Year 2019

(reflecting a 1.4% decrease over the prior calendar year)

St. Louis, MO/IL is listed as #9 in the top U.S. Casino Markets

Calendar Year 2019, with \$1,028 million AGR

Kansas City, MO/KS is listed as #13 in the top U.S. Casino Markets

Calendar Year 2019, with \$791 million AGR

Sources: AGA State of the States 2020

Fiscal Year 2020 Project Summary

| CASINO / LOCATION | LOCATION OPENING DATE | ADMISSIONS | ADMISSION FEES (a) | ADJUSTED GROSS RECEIPTS | GAMING TAX (b) | ESTIMATED CAPITAL INVESTMENT * | EMPLOYEES | TABLE GAMES | SLOT MACHINES | GAMING SPACE (SQ FT) | ADMISSION FEES PERCENTAGE OF STATE TOTAL | GAMING TAX PERCENTAGE OF STATE TOTAL | Total Employee Compensation | Real Estate Property Tax | State Sales Tax | Charitable Donations | City Lease Payments | Minority Employees | Minority Salaried Positions | Female Employment | Female Salaried Employees |
|---------------------------------|-----------------------|-------------------|----------------------|-------------------------|-----------------------|--------------------------------|--------------|-------------|---------------|----------------------|--|--------------------------------------|-----------------------------|--------------------------|---------------------|----------------------|---------------------|--------------------|-----------------------------|-------------------|---------------------------|
| Ameristar Casino St. Charles | 27-May-94 | 4,011,883 | \$ 8,023,766 | \$ 212,809,240 | \$ 44,689,940 | \$ 851,720,075 | 1,398 | 79 | 2,067 | 130,000 | 14.44% | 15.74% | \$ 43,704,689 | \$ 6,775,656 | \$ 2,198,783 | \$ 87,098 | \$ - | 596 | 40 | 669 | 85 |
| Argosy Riverside Casino | 22-Jun-94 | 2,402,923 | \$ 4,805,846 | \$ 127,995,283 | \$ 26,879,009 | \$ 89,660,354 | 710 | 42 | 1,331 | 62,000 | 8.65% | 9.46% | \$ 24,231,609 | \$ 2,734,568 | \$ 840,518 | \$ 100,924 | \$ 2,878,598 | 296 | 10 | 352 | 19 |
| St. Jo Frontier Casino | 24-Jun-94 | 693,236 | \$ 1,386,472 | \$ 32,849,915 | \$ 6,898,482 | \$ 54,720,224 | 156 | 8 | 433 | 18,000 | 2.50% | 2.43% | \$ 6,104,289 | \$ 229,613 | \$ 69,986 | \$ 11,695 | \$ - | 16 | 3 | 87 | 22 |
| Harrah's Kansas City | 22-Sep-94 | 2,648,290 | \$ 5,296,580 | \$ 140,402,519 | \$ 29,484,529 | \$ 460,632,677 | 950 | 62 | 1,244 | 63,300 | 9.53% | 10.38% | \$ 33,034,806 | \$ 2,901,893 | \$ 1,383,527 | \$ 109,034 | \$ 2,886,610 | 368 | 29 | 431 | 51 |
| Century Casino - Caruthersville | 27-Apr-95 | 616,714 | \$ 1,233,428 | \$ 31,193,255 | \$ 6,550,584 | \$ 64,908,244 | 174 | 9 | 517 | 21,400 | 2.22% | 2.31% | \$ 6,076,756 | \$ 345,914 | \$ 77,362 | \$ 10,443 | \$ - | 49 | 5 | 96 | 12 |
| Isle of Capri -- Kansas City | 18-Oct-96 | 1,340,571 | \$ 2,681,142 | \$ 50,876,789 | \$ 10,684,126 | \$ 111,859,920 | 242 | 11 | 894 | 45,300 | 4.83% | 3.76% | \$ 10,370,039 | \$ 476,517 | \$ 184,121 | \$ 20,470 | \$ 3,054,062 | 115 | 8 | 107 | 18 |
| Ameristar Casino Kansas City | 16-Jan-97 | 3,259,393 | \$ 6,518,786 | \$ 149,195,995 | \$ 31,331,159 | \$ 358,437,540 | 924 | 71 | 2,021 | 140,000 | 11.73% | 11.03% | \$ 28,938,541 | \$ 4,555,784 | \$ 2,136,966 | \$ 32,979 | \$ 140,000 | 413 | 31 | 425 | 61 |
| Hollywood Casino | 11-Mar-97 | 3,617,020 | \$ 7,234,040 | \$ 176,685,381 | \$ 37,103,930 | \$ 109,916,867 | 860 | 83 | 2,017 | 120,000 | 13.02% | 13.06% | \$ 32,610,914 | \$ 9,500,258 | \$ 892,102 | \$ 51,343 | \$ - | 444 | 40 | 410 | 59 |
| Isle of Capri -- Boonville | 06-Dec-01 | 1,094,517 | \$ 2,189,034 | \$ 60,803,668 | \$ 12,768,770 | \$ 131,985,000 | 365 | 21 | 861 | 28,000 | 3.94% | 4.50% | \$ 9,430,000 | \$ 657,000 | \$ 223,000 | \$ 27,000 | \$ - | 58 | 6 | 189 | 26 |
| Mark Twain Casino | 25-Jul-01 | 534,123 | \$ 1,068,246 | \$ 27,348,156 | \$ 5,743,113 | \$ 33,663,731 | 170 | 10 | 440 | 18,000 | 1.92% | 2.02% | \$ 4,967,592 | \$ 215,401 | \$ 59,180 | \$ 14,705 | \$ - | 20 | 1 | 82 | 7 |
| Lumiere Place | 19-Dec-07 | 2,779,882 | \$ 5,559,764 | \$ 121,421,407 | \$ 25,498,495 | \$ 276,913,545 | 663 | 46 | 1,344 | 75,000 | 10.01% | 8.98% | \$ 22,228,159 | \$ 7,785,175 | \$ 814,910 | \$ 38,710 | \$ - | 437 | 47 | 313 | 46 |
| River City Casino | 01-Mar-10 | 3,721,824 | \$ 7,443,648 | \$ 169,963,773 | \$ 35,692,392 | \$ 490,646,911 | 852 | 53 | 1,939 | 90,000 | 13.40% | 12.57% | \$ 30,897,036 | \$ 9,217,617 | \$ 748,389 | \$ 9,689 | \$ 5,529,188 | 438 | 43 | 407 | 65 |
| Century Casino - Cape Girardeau | 30-Oct-12 | 1,056,382 | \$ 2,112,764 | \$ 50,849,412 | \$ 10,678,377 | \$ 138,506,495 | 272 | 24 | 844 | 38,600 | 3.80% | 3.76% | \$ 9,708,676 | \$ 1,080,696 | \$ 156,053 | \$ 104,845 | \$ - | 44 | 1 | 130 | 10 |
| GRAND TOTALS | | 27,776,758 | \$ 55,553,516 | \$ 1,352,394,793 | \$ 284,002,906 | \$ 3,173,571,583 | 7,736 | 519 | 15,972 | 849,600 | 100% | 100% | \$ 262,303,106 | \$ 46,476,092 | \$ 9,784,897 | \$ 618,935 | \$14,488,458 | 3,294 | 264 | 3,698 | 481 |

* Figures reflect the current property investments since company purchase as reported to MGC
(a) 50% of Admission Fees go to the State, with the remaining 50% to the Local Home Dock.
(b) 90% of Gaming Taxes go to the State, with the remaining 10% to the Local Home Dock.
The figures published in this report are subject to adjustment.

Missouri Gaming Commission
Statement of Revenues, Expenditures, and Changes in Fund Balance
Fiscal Year 2020 ended June 30, 2020

Beginning Cash Balance **\$1,578,239.98**

| Revenues | |
|--|------------------------|
| License Fees | |
| Gaming License Application Fee | \$690,000.00 |
| Bingo License Fee | \$17,320.00 |
| Bingo Hall Provider License | \$3,150.00 |
| Bingo Supplier License | \$1,000.00 |
| Bingo Manufacturer License | \$4,000.00 |
| Level 1 Occupational License Application Fee | \$15,000.00 |
| Level 2 Occupational License Application Fee | \$180,250.00 |
| Supplier Level 2 Occupational Lic Application Fee | \$8,025.00 |
| Supplier Level 2 Annual Occupational License Renewal | \$25,500.00 |
| Gaming License Renewal Fee | \$525,000.00 |
| Level 1 Occupational License Renewal Fee | \$10,400.00 |
| Level 2 Occupational License Renewal Fee | \$420,100.00 |
| Supplier License Application Fee | \$10,000.00 |
| Supplier Annual License Renewal Fee | \$105,000.00 |
| Replacement Gaming License | \$15,360.00 |
| Class A - Key License Renewal Fee | \$39,500.00 |
| Supplier Key & Level 1 Application Fee | \$43,000.00 |
| Supplier Key & Level 1 License Fee | \$17,775.00 |
| Liquor License | \$6,500.00 |
| Total License Fees | \$2,136,880.00 |
| Reimbursements | |
| MGC Reimbursement - Company Background | \$64,804.03 |
| MGC Reimbursement - Level 1 Background | \$64,621.08 |
| MGC Reimbursement - Supplier Background | \$143,809.21 |
| MGC Reimbursement - Enforcement | \$13,575,483.00 |
| MGC Reimbursement - Fantasy Sports | \$2,264.76 |
| Total Reimbursements | \$13,850,982.08 |
| Other Income | |
| Admission Fees | \$28,187,377.05 |
| Time Deposits Interest | \$3,851.32 |
| US/Agency Securities Interest | \$52,361.34 |
| Employee Personal Exp Reimbursement | \$60.00 |
| Appropriated Transfer In | \$8,698.20 |
| Other Refunds | \$164.29 |
| Rebates | \$3,638.06 |
| Miscellaneous Receipts | \$250.00 |
| Total Other Income | \$28,256,400.26 |
| Total Revenues | \$44,244,262.34 |

| Gaming Commission Expenditures | |
|--|------------------------|
| Salaries | \$11,860,701.23 |
| Fringe Benefits | \$8,754,222.10 |
| Travel In-State | \$65,413.07 |
| Travel Out-of-State | \$31,606.26 |
| Supplies | \$47,375.90 |
| Professional Development | \$57,709.72 |
| Communication Services & Supplies | \$270,910.60 |
| Professional Services | \$176,862.89 |
| Maintenance & Repair Services | \$324,733.16 |
| Computer Equipment | \$123,011.36 |
| Office Equipment | \$12,926.67 |
| Other Equipment | \$1,973.95 |
| Property and Improvements | \$4,600.00 |
| Equipment Rental & Leases | \$1,355.76 |
| Building Lease Payments | \$459,847.93 |
| Miscellaneous Expenses | \$4,043.86 |
| Total Gaming Commission Expenditures | \$22,197,294.46 |
| Other Expenditures & Transfers | |
| Attorney General Salaries | \$116,909.89 |
| Attorney General Expense & Equipment | \$23,333.95 |
| MSHP Automotive Technician Salary | \$1,557.00 |
| MSHP Vehicle Maintenance | \$356,604.62 |
| MSHP Gasoline | \$277,869.82 |
| MSHP Administration Expense & Equipment | \$5,202.53 |
| MSHP Academy Salaries | \$163,867.73 |
| MSHP Academy Expense & Equipment | \$43,945.38 |
| MSHP Admin Salaries | \$35,217.14 |
| MSHP Technical Services Expense & Equipment | \$80,548.00 |
| Vehicle Replacement | \$429,942.00 |
| Reward for Performance | \$2,723.00 |
| Juvenile Court Diversion | \$250,000.00 |
| Total Other Expenditures & Transfers | \$1,787,721.06 |
| Appropriated Transfers | |
| Veterans Commission CI Trust Fund | \$8,778,239.98 |
| Missouri National Guard Trust Fund | \$4,000,000.00 |
| Missouri College Guarantee Fund | \$4,000,000.00 |
| Compulsive Gamblers Fund | \$70,000.00 |
| Cost Allocation Plan Transfer to General Revenue | \$527,666.00 |
| Total Appropriated Transfers | \$17,375,905.98 |
| Total Expenditures & Transfers | \$41,360,921.50 |
| Add: Miscellaneous Deductions Payable | \$173.34 |
| Ending Cash Balance* | \$4,461,754.16 |

*The ending cash balance will be transferred to the Veteran's Commission Capital Improvement Trust Fund.

Ameristar Casino Kansas City

General Manager: Keith Henson
 3200 N. Ameristar Drive
 Kansas City, Missouri 64161
 (816) 414-7000

Date Licensed: December 19, 2000
 Gaming Space: 140,000 Square Feet
 Electronic Gaming Devices: 2,021
 Table Games: 71
 Buffet, (4) Specialty Restaurants, & Food Court
 Parking Garage
 184-Room Hotel
 18-Screen Movie Theatre, Concert Hall, Meeting Space

Total Capital Investment in Property since Company
 Purchase: \$358,437,540
 Total Capital Investment in Property for
 Fiscal Year: \$13,268,000
 Total Employee Compensation: \$28,938,541
 Real Estate/Personal Property Tax: \$4,555,784
 State Sales Tax: \$2,136,966
 State Withholding Tax on Jackpots: \$1,546,149
 Federal Withholding Tax on Jackpots: \$2,267,895
 City Lease Payments: \$140,000
 Charitable Donations: \$32,979
 Total Employment: 924
 Minority Employment: 413
 Female Employment: 425

City of Kansas City, MO

| | Adopted FY 2018-19 | Adopted FY 2019-20 | Adopted FY 2020-21 |
|---|-----------------------|-----------------------|-----------------------|
| Equipment | | | |
| City Fleet Replacement | \$ 2,197,630 | \$ 1,313,803 | \$ 1,857,547 |
| Channel 2 TV Equipment | 63,913 | - | - |
| Smart Cities Initiative | 409,812 | 409,812 | 410,812 |
| Fire Apparatus and Ambulance | 1,000,453 | - | - |
| Equipment Total: | \$ 3,671,808 | \$ 1,723,615 | \$ 2,268,359 |
| Public Facilities | | | |
| City Market Debt Service | 412,564 | 412,906 | 416,062 |
| Public Garages Debt Service | 4,664,038 | - | - |
| Tow Lot Debt Service | 1,397,385 | 1,401,365 | 1,388,650 |
| HOK Sport Garage Debt | 595,000 | 618,390 | 0 |
| Kauffman Performing Arts Center Garage Debt Service | 1,584,222 | 7,465,616 | 7,750,521 |
| Subtotal: | \$ 8,653,209 | \$ 9,898,277 | \$ 9,555,233 |
| Economic Development | | | |
| Columbus Park Debt Service | \$ 74,983 | \$ 78,108 | \$ 76,408 |
| Subtotal: | \$ 74,983 | \$ 78,108 | \$ 76,408 |
| Capital Maintenance Total: | \$ 8,728,192 | \$ 9,976,385 | \$ 9,631,641 |
| Total Gaming Funds Allocated: | \$ 12,400,000 | \$ 11,700,000 | \$ 11,900,000 |

SOURCE: City of Kansas City

Fire Apparatus and
Ambulance



Improvements
 Accomplished from
 Local Gaming
 Revenues

Ameristar Casino St. Charles

General Manager: Howard (Ward) Shaw
 1 Ameristar Blvd.
 St. Charles, Missouri 63301
 (314) 940-4300

Date Licensed: December 19, 2000
 Gaming Space: 130,000 Square Feet
 Electronic Gaming Devices: 2,087
 Table Games: 79
 Buffet, (5) Specialty Restaurants & Deli
 397-Room Hotel, Spa
 Meeting space, Ballrooms
 Parking Garage

Total Capital Investment in Property since Company
 Purchase: \$851,720,075

Total Capital Investment in Property for
 Fiscal Year: \$5,347,043

Total Employee Compensation: \$43,704,689
 Real Estate/Personal Property Tax: \$6,775,656
 State Sales Tax: \$2,198,783
 State Withholding Tax on Jackpots: \$2,916,440
 Federal Withholding Tax on Jackpots: \$3,501,890
 Charitable Donations: \$87,098

Total Employment: 1,398
 Minority Employment: 596
 Female Employment: 669

City of St. Charles

| DESCRIPTION | Actual CY 2019 | Budget CY 2020 |
|--|----------------------|----------------------|
| Stormwater Projects: | | |
| Field Engineered / Inter Divisional Program (FEID Program) | \$ 116,243 | \$ 120,000 |
| NPDES Phase II Program | - | 30,000 |
| Water Quality Improvements - Citywide | 10,169 | 180,000 |
| Street Projects: | | |
| Concrete & Asphalt Street Repair | - | 1,310,000 |
| Mel Wetter Bridge Painting Repair | - | 100,000 |
| South 5th Street Reconstruction | - | 200,000 |
| MTFC loan payback | - | 250,000 |
| Engineering Vehicles | - | 30,000 |
| Specialty Vehicles | - | 200,000 |
| Heavy Construction Equipment | - | 100,000 |
| Convention Center Boulevard Extension | 1,091,034 | - |
| Signal Maintenance | 25,163 | 30,000 |
| Street Lighting Projects - New Installations | - | 30,000 |
| Annual Street Light Maintenance | 80,000 | 80,000 |
| Annual Gas Light Maintenance | 21,327 | 30,000 |
| Streetlight Painting | 21,789 | 30,000 |
| Sign Replacement Program | - | 25,000 |
| Traffic Calming | - | 15,000 |
| LED Street Name ID Signs | 30,668 | - |
| West Clay East (Droste to Duchesne) | 803,247 | - |
| Shop Equipment | 27,549 | - |
| Boschertown Rd & Fox Hill Road Signal | 70,564 | - |
| Parking Lot Reconstruction | 55,876 | - |
| Lincoln Elementary Safe Routes to School | 66,819 | - |
| Salt Spreader Stands | 15,615 | - |
| Facilities Maintenance: | | |
| Replace Building Maintenance Vehicles | - | 30,000 |
| Foundry 2nd Fl Restrooms | - | 75,000 |
| Trash enclosures @ Veterans Memorial Site | - | 15,000 |
| Trash enclosures @ Riverside and Boat House | - | 20,000 |
| City Hall Collections - Bullet Resistant Panels | 6,778 | - |
| Police Department: | | |
| Personnel Costs | 4,722,397 | 4,663,451 |
| Fire: | | |
| Personnel Costs | 2,901,603 | 2,960,549 |
| Economic Development/Redevelopment: | | |
| Economic Development Fund | 100,000 | 100,000 |
| Arena Project | 240,000 | 240,000 |
| Bangert Island | 245,999 | - |
| Foundry Art Center- Debt Service/ Parking Lot Lease | 123,350 | 162,825 |
| Community Development | | |
| Façade Improvement | 11,951 | 250,000 |
| | <u>\$ 10,788,141</u> | <u>\$ 11,276,825</u> |

SOURCE: City of St. Charles

LED Street Signs



Improvements
 Accomplished from
 Local Gaming
 Revenues

Argosy Riverside Casino

General Manager: Harold Rowland
 777 NW Argosy Parkway
 Riverside, Missouri 64150
 (816) 746-3100

Date Licensed: June 22, 1994
 Gaming Space: 62,000 Square Feet
 Electronic Gaming Devices: 1,331
 Table Games: 42
 Buffet, (4) Specialty Restaurants, Deli, & Coffee House
 258-Room Hotel, Spa
 Meeting Space
 Parking Garage

Total Capital Investment in Property since Company Purchase: \$89,660,354
 Total Capital Investment in Property for Fiscal Year: \$3,467,916
 Total Employee Compensation: \$24,231,609
 Real Estate/Personal Property Tax: \$2,734,568
 State Sales Tax: \$840,518
 State Withholding Tax on Jackpots: \$1,566,385
 Federal Withholding Tax on Jackpots: \$1,904,390
 City Lease Payments: \$2,878,598
 Charitable Donations: \$100,924
 Total Employment: 710
 Minority Employment: 296
 Female Employment: 352



Pickle Ball Courts



EH Young Park



Jumping Branch Trail

Improvements Accomplished from Local Gaming Revenues

City of Riverside

Assistance to Other Entities

| | | |
|----------------------------|----|--------|
| Platte Senior Services | \$ | 40,000 |
| Northland Health Care | | 35,000 |
| Miles of Smiles | | 15,000 |
| Transitional Housing | | 15,000 |
| American Red Cross | | 3,000 |
| Synergy | | 7,500 |
| Park Hill School District | | 23,500 |
| MOCSA | | 5,000 |
| YMCA Scholarships | | 3,000 |
| Northland Childhood Hunger | | 2,500 |

Community Services

| | | |
|--|----|---------|
| Ambulance Services for Residents | \$ | 100,380 |
| Transit Services for Residents | | 14,591 |
| City Wide Trash Collection | | 60,614 |
| Swimming Lessons | | 3,080 |
| Residents Community Center - Memberships | | 256,696 |
| Senior Christmas Dinner | | 3,053 |
| National Night Out | | 878 |
| Jr. Police Academy | | 4,044 |

Equipment Purchases

| | | |
|---------------------------------|----|---------|
| Public Works Equipment/Vehicles | \$ | 3,960 |
| Police Equipment/Vehicles | | 505,283 |
| Computer Equipment | | 34,525 |
| Fire Equipment/Vehicles | | 80,808 |

Major Thoroughfare/Infrastructure

| | | |
|----------------------------|----|-----------|
| Street Maintenance Program | \$ | 1,196,540 |
| Mattox & 39th | | 1,306,999 |

Parks & Recreation

| | | |
|----------------------------|----|-----------|
| EH Young Park Improvements | \$ | 2,829,095 |
| Vivion Road Trail | | 15,550 |
| Jumping Branch Trail | | 892,197 |

Total for FY 2018-2019 \$ 7,457,794

Century Casino Cape Girardeau

General Manager: Lyle Randolph
 777 North Main Street
 Cape Girardeau, MO 63701
 (573) 730-7777

Date Licensed: October 30, 2012
 Gaming Space: 38,600 Square Feet
 Electronic Gaming Devices: 844
 Table Games: 24
 (1) Specialty Restaurant
 Meeting Event Center

Total Capital Investment in Property since Company
 Purchase: \$138,506,495
 Total Capital Investment in Property for
 Fiscal Year: \$2,089,724
 Total Employee Compensation: \$9,708,676
 Real Estate/Personal Property Tax: \$1,080,696
 State Sales Tax: \$156,053
 State Withholding Tax on Jackpots: \$459,329
 Federal Withholding Tax on Jackpots: \$787,594
 Charitable Donations: \$104,845
 Total Employment: 272
 Minority Employment: 44
 Female Employment: 130



Solid Waste Truck



Server Rack

City of Cape Girardeau

Casino Funded Projects/Programs

| Project/Fund | FY 19/20 Expenses | FY 20/21 Allocated |
|--|----------------------|-----------------------|
| City of Jackson | \$ 28,560 | \$ 22,294 |
| City of Scott City | \$ 5,240 | \$ 6,714 |
| County of Cape Girardeau | \$ 46,200 | \$ 35,277 |
| Greater Cape Business Park Property Purchase Payment | \$ 460,000 | \$ 460,000 |
| 911 System Upgrade | \$ 274,555 | |
| Radio Interoperability | \$ 511,667 | |
| Riverfront Matching Fund (Old Town Cape) | \$ 146,680 | \$ 169,700 |
| 5 Trash Collection Vehicles | \$ 1,052,500 | |
| New City Hall project | | \$ 600,000 |
| TOTAL | \$ 2,525,402 | \$ 1,293,985 |

SOURCE: City of Cape Girardeau

Improvements
 Accomplished from
 Local Gaming
 Revenues

Century Casino Caruthersville

General Manager: Denny Callen
 777 E. 3rd Street
 Caruthersville, Missouri 63830
 (573) 333-1000

Date Licensed: April 27, 1995
 Gaming Space: 21,400 Square Feet
 Electronic Gaming Devices: 517
 Table Games: 9
 (1) Specialty Restaurant
 RV Park

Total Capital Investment in Property since Company
 Purchase: \$64,908,244
 Total Capital Investment in Property for
 Fiscal Year: \$1,512,345
 Total Employee Compensation: \$6,076,756
 Real Estate/Personal Property Tax: \$345,914
 State Sales Tax: \$77,362
 State Withholding Tax on Jackpots: \$209,895
 Federal Withholding Tax on Jackpots: \$177,531
 Charitable Donations: \$10,443
 Total Employment: 174
 Minority Employment: 49
 Female Employment: 96

City of Caruthersville

| <u>GAMING REVENUE EXPENDITURES</u> | <u>18-19 ACTUAL</u> | <u>19-20 BUDGET</u> | <u>19-20 ACTUAL</u> | <u>20-21 BUDGET</u> |
|---|-------------------------|-------------------------|-------------------------|-------------------------|
| <u>Water/ Wastewater Improvement</u> | | | | |
| Plant Upgrades | \$ 24,413.25 | 75,000.00 | 51,000.00 | |
| Lincoln Sewer Project | | 45,000.00 | | |
| Drain Cleaning/Flushing | \$ 73,974.00 | 65,000.00 | | 75,000.00 |
| East 7th St. Drainage/Maple | \$ 25,000.00 | 50,000.00 | | |
| West 19th Drainage | \$ 10,000.00 | 50,000.00 | | |
| 9th and Belle Drainage | \$ - | 27,035.00 | | |
| Clairifier Repair | \$ 44,700.00 | | | |
| Catwalk/Waste Water | \$ 7,500.00 | | | |
| E 19th Repair | \$ - | 38,950.00 | | |
| Lift Station Motor/Liftstations | | 19,433.45 | 19,433.45 | 83,950.00 |
| 12th & Ward Lift Station | \$ 206,333.12 | 20,000.00 | 69,580.52 | |
| Meter Readers | \$ 26,893.25 | 37,000.00 | 67,507.73 | |
| Scada System | \$ 18,871.05 | | | |
| Vacuum Truck | | 235,000.00 | 363,248.00 | |
| Water Plant Roof | | 67,750.00 | | |
| E 20th Repair | \$ 23,434.56 | 22,000.00 | | |
| Emergency Maintenance/Flood | | | 127,838.04 | 325,000.00 |
| <u>Street Improvements</u> | | | | |
| Miscellaneous Street Improvements | \$ 319,095.17 | | | 275,000.00 |
| Tractor | \$ 26,850.00 | | | |
| John Deere Excavator Lease/3yr | \$ 20,208.00 | 40,680.60 | 20,476.48 | |
| Crane Truck | \$ 31,075.00 | 63,000.00 | | |
| Parking Lot Sealer | \$ - | 20,000.00 | | |
| Mower | | | 7,800.00 | |
| <u>Public Safety</u> | | | | |
| Fire Hydrants | \$ 6,000.00 | 21,664.80 | 21,664.80 | 17,500.00 |
| Fire Helmets/Equipment | \$ 12,848.03 | 13,000.00 | 45,337.30 | |
| Self Contained Breathing Apparatus | | 23,434.56 | 23,434.56 | |
| Medic One Roof | \$ 25,115.00 | | | |
| Emergency Management Phone System | \$ 12,848.03 | 13,500.00 | | |
| Police Radios | | | 213,758.00 | |
| <u>Other Infrastructure</u> | | | | |
| Riverfront Development | | | | 45,000.00 |
| Administration software/equipment | \$ 27,000.00 | 27,000 | | |
| Economic Development | | | | 45,000.00 |
| Emergency Management | | | | 125,000.00 |
| TOTAL | \$ 942,158.46 | 974,448.41 | \$1,031,078.88 | \$ 991,450.00 |

SOURCE: City of Caruthersville



Radios



Vacuum Truck

Improvements
 Accomplished from
 Local Gaming
 Revenues

Harrah's Kansas City

General Manager: Julie Sola
 One Riverboat Drive
 North Kansas City, Missouri 64116
 (816) 472-7777

Date Licensed: September 22, 1994
 Gaming Space: 63,300 Square Feet
 Electronic Gaming Devices: 1,244
 Table Games: 62
 Buffet, (3) Specialty Restaurants, Coffee House
 392-Room Hotel
 Meeting Space
 Parking Garage

Total Capital Investment in Property since Company
 Purchase: \$460,632,677
 Total Capital Investment in Property for
 Fiscal Year: \$6,005,497
 Total Employee Compensation: \$33,034,806
 Real Estate/Personal Property Tax: \$2,901,893
 State Sales Tax: \$1,383,527
 State Withholding Tax on Jackpots: \$1,911,546
 Federal Withholding Tax on Jackpots: \$1,898,425
 City Lease Payments: \$2,886,610
 Charitable Donations: \$109,034
 Total Employment: 950
 Minority Employment: 368
 Female Employment: 431

City of North Kansas City

| | Actual 2018-2019 | Budget 2019-2020 | Actual 2018-2019 | Budget 2019-2020 |
|--|---------------------|---------------------|--|------------------------------------|
| Services | | | Equipment | |
| Unanticipated Legal Fees | \$ 69 | \$ 50,000 | Fire Department | |
| Single Audit Costs | - | 25,000 | Staff Car - Battalion Chief | \$ 56,982 - |
| Designing/Engineering | 836 | 25,000 | Pumper Truck | - 740,000 |
| Professional Services | 119,978 | 50,000 | Firefighter Personal Protective Equip. | 51,606 32,745 |
| General Liability Insurance | 25,000 | 25,000 | Public Safety Drone | 17,999 - |
| Administrative Costs | 16,009 | 17,489 | Bi-Directional Radio Repeaters (3) | 25,000 - |
| Demolition & Boarding | - | 50,000 | Police Department | |
| Contingencies | 25,551 | 200,000 | Police Vehicles | 160,784 197,000 |
| Total Services | \$ 187,444 | \$ 442,489 | Police Canine | - 45,000 |
| Capital Outlay | | | Camera Surveillance System | 8,375 40,000 |
| Land Acquisition | | | Robot | 182,290 - |
| Demolish Purina Mill | \$ 289 | \$ 4,000,000 | Tactical Body Armor | - 30,000 |
| Hillside Litigation | 11,667 | 30,000 | Conductive Energy Weapons - Tasers | 15,120 - |
| Armour Road Redevelopment Area | 1,952,260 | 1,005,000 | Public Works | |
| Total Land Acquisition | \$ 1,964,217 | \$ 5,035,000 | Truck Replacement | 50,697 - |
| Buildings 25-535-8720 | | | Replace Maintenance Van | 31,600 - |
| Administration | | | Half-Ton Pickup Truck | - 40,000 |
| Parks & Recreation Center | \$ 495 | \$ - | Small Zero Radius Mower | - 20,000 |
| Fire Department | | | Community Development | |
| Training Site | - | 20,000 | Vehicle Replacements | - 30,000 |
| Total Buildings | \$ 495 | \$ 20,000 | Total Equipment | \$ 600,454 \$ 1,174,745 |
| Building Improvements 25-535-8730 | | | Information Technology | |
| Fire Department | | | Police Department | |
| Water Softener - Station #1 | \$ 9,504 | \$ - | Handheld Ticket Writers | \$ 22,838 \$ - |
| Police Department | | | In Car Mobile Data Terminals Replacement | 48,802 - |
| Police Facility-Concrete | 87,920 | - | In Car Camera Replacement | 69,450 - |
| Administration | | | Interdepartmental | |
| HVAC Upgrade - West Wing AC Unit | - | 20,000 | Computer Replacements / All Departs. | 22,876 25,000 |
| PW - Bldgs. & Grounds | | | Website Redesign | - 50,000 |
| HVAC Upgrade - Police Department | 96,537 | 84,000 | Incode Upgrade | 35,026 - |
| Town Square Renovation | | 200,000 | Utility Billing Module - Email | 6,388 - |
| Community Development Remodel | | 483,000 | EnerGov for Business Licensing | 4,813 - |
| City Hall Sealing and Caulking | | 25,000 | GIS Updates | 35,600 - |
| City Hall Facelift | 97,934 | 50,000 | Server Redundancy Software | 22,076 - |
| Total Building Improvements | \$ 291,894 | \$ 862,000 | Total Information Technology | \$ 267,869 \$ 75,000 |
| Infrastructure | | | Interfund Transfers Out | |
| Administration | | | Transfer to Community Center | \$ 455,199 \$ 300,000 |
| Downtown Streetscape Improvements | \$ 31,720 | \$ 500,000 | Transfer to Park Fund | 94,051 1,375,873 |
| Burlington Improvements Phase 1 | 437,578 | 8,375,763 | Transfer to Library | - 16,000 |
| Howell Street Calming | 5,190 | - | Transfer to Communications Fund | 133,497 350,000 |
| I-29 Shared Use Path | - | 32,000 | Transfer to Water Pollution Control | - 1,375,970 |
| Park Department | | | Transfer to Water | 6,828,938 5,985,752 |
| Shade Structure | 4,250 | - | Total Interfund Transfers Out | \$ 7,511,685 \$ 9,403,595 |
| Total Infrastructure | \$ 478,737 | \$ 8,907,763 | TOTAL EXPENDITURES | \$ 11,302,794 \$ 25,920,592 |

SOURCE: City of North Kansas City



Fire Engine



Battalion Chief

Improvements
 Accomplished from
 Local Gaming
 Revenues

Hollywood Casino

General Manager: Michael Jerlecki
 777 Casino Center Drive
 Maryland Heights, Missouri 63043
 (314) 770-8100

Date Licensed: March 11, 1997
 Gaming Space: 120,000 Square Feet
 Electronic Gaming Devices: 2,017
 Table Games: 83
 Buffet, (5) Specialty Restaurants, Coffee House
 502-Room Hotel
 Meeting Space
 Parking Garage

Total Capital Investment in Property since Company
 Purchase: \$109,916,867
 Total Capital Investment in Property for
 Fiscal Year: \$4,291,517
 Total Employee Compensation: \$32,610,914
 Real Estate/Personal Property Tax: \$9,500,258
 State Sales Tax: \$892,102
 State Withholding Tax on Jackpots: \$2,351,590
 Federal Withholding Tax on Jackpots: \$2,485,965
 Charitable Donations: \$51,343
 Total Employment: 860
 Minority Employment: 444
 Female Employment: 410

City of Maryland Heights

| | 2018 | 2019 |
|--|----------------------|--------------------|
| General Fund | | |
| Operating expenses-Police Department | \$1,750,000 | \$1,750,000 |
| Other operating costs | 2,250,000 | 2,250,000 |
| Total Operating Expenses | 4,000,000 | 4,000,000 |
| Residential trash, recycling, and yard waste services | 1,948,268 | 2,045,127 |
| Total General Fund | 5,948,268 | 6,045,127 |
| Capital Improvements | | |
| Street maintenance-concrete and asphalt | 992,809 | 1,555,640 |
| Adie Road | 0 | 291,841 |
| ADA Transition Plan | | 118,280 |
| Grissom Drive | 20,340 | 0 |
| Various sidewalk projects | 341,377 | 277,230 |
| Right-of-way enhancements | 74,475 | 40,231 |
| Creve Coeur Mill Road | 0 | 0 |
| Dorsett Road "great streets" implementation | 63,741 | 6,112 |
| Worthington Access Drive | 0 | 360,824 |
| Delord Ave | 338,225 | 0 |
| Casino Drive/Riverport Connector | | 77,495 |
| Rock Island Boulevard | | 232,080 |
| Software upgrades-citywide | 63,042 | |
| Fee Fee Ballfields | | 53,633 |
| Community Center Improvements | 49,256 | |
| Westport Plaza Drive fence | | 52,897 |
| Public Works Dump Trucks | 165,216 | 0 |
| Park Improvements-signage | 131,711 | |
| Capital project management | 225,790 | 224,365 |
| Total Capital Improvement Expenditures | 2,465,982 | 3,290,628 |
| Maryland Park Lake District Economic Development | 78,861 | 113,618 |
| Casino Drive Entertainment District | | 329,783 |
| St Louis Community Ice Center | 5,874,640 | 0 |
| Total expenditures of gaming funds | \$14,367,751 | \$9,449,373 |
| Summary of gaming taxes received and used 2018-19 | | |
| Total expenditures 2018-2019 | \$23,817,124 | |
| Total gaming taxes received 2018-2019 | \$19,993,050 | |
| Use of prior years Gaming taxes | (\$3,824,074) | |

The St. Louis Community Ice Center, AKA Centene Community Ice Center, completed in September of 2019 is owned by the City of Maryland Heights. In 2018 the City contributed \$5.9 million toward the \$70 million complex. These funds were available due to the accumulated reserves of the City made possible from gaming taxes.

SOURCE: City of Maryland Heights

Worthington Access
 Completed

Improvements
 Accomplished from
 Local Gaming
 Revenues



Isle of Capri - Boonville

General Manager: Heather Rapp
 100 Isle of Capri Boulevard
 Boonville, MO 65233
 (660) 882-1200

Date Licensed: December 6, 2001
 Gaming Space: 28,000 Square Feet
 Electronic Gaming Devices: 861
 Table Games: 21
 Buffet, (2) Specialty Restaurants
 Meeting Space, Ballroom
 140-Room Hotel

Total Capital Investment in Property since Company Purchase: \$131,985,000
 Total Capital Investment in Property for Fiscal Year: \$955,000
 Total Employee Compensation: \$9,430,000
 Real Estate/Personal Property Tax: \$657,000
 State Sales Tax: \$223,000
 State Withholding Tax on Jackpots: \$605,000
 Federal Withholding Tax on Jackpots: \$1,165,000
 Charitable Donations: \$27,000
 Total Employment: 365
 Minority Employment: 58
 Female Employment: 189

City of Boonville

| | | | |
|------------------------------------|----------|-------------------------------------|---------------------|
| Audit Fees | \$ 1,000 | Insurance Payments | \$ 72,000 |
| Howard County Sheriff's Department | 27,000 | Street Equipment Replacement | 50,824 |
| Howard County Prosecuting Attorney | 15,000 | ADA Projects | 10,343 |
| New Franklin Police Department | 10,000 | Street Improvements | 436,912 |
| Cooper County Sheriff's Department | 40,000 | Drainage Projects | 111,617 |
| Cooper County Prosecuting Attorney | 27,000 | Police Vehicles (2) | 64,754 |
| MUSTANG Drug Task Force | 20,000 | Baseball Field Turf Program | 1,541 |
| City of Blackwater | 1,000 | Debt Service - COP's | 959,397 |
| City of Bunceton | 1,000 | Strategic Planning | 8,010 |
| City of Pilot Grove | 1,000 | Animal Shelter Improvements | 9,476 |
| Police Dept. - Equipment | 8,651 | Transfer General Fund -- Operations | 680,000 |
| Backhoe Lease | 7,065 | Soccer Fields Project | 357,000 |
| Wastewater Plant Improvements | 6,557 | Parks Equipment | 50,500 |
| Lift Station Repairs | 8,700 | Wastewater Plant Equipment | 13,000 |
| Water Plant Roof Replacement | 15,745 | Hail Ridge Irrigation Improvements | 30,159 |
| Collection System Rehab | 10,675 | Kemper Campus Improvements | 44,904 |
| | | Various | 32,354 |
| | | Total | \$ 3,133,184 |

SOURCE: City of Boonville



Kemper Campus Improvement



Improvements
 Accomplished from
 Local Gaming
 Revenues

Street Improvements

Isle of Capri - Kansas City

General Manager: Anthony Rohrer
 1800 E. Front Street
 Kansas City, Missouri 64120
 (816) 855-7777

Date Licensed: June 6, 2000
 Gaming Space: 45,300 Square Feet
 Electronic Gaming Devices: 894
 Table Games: 11
 (1) Specialty Restaurant, Coffee House
 Parking Garage

Total Capital Investment in Property since Company
 Purchase: \$111,859,920
 Total Capital Investment in Property for
 Fiscal Year: \$661,897
 Total Employee Compensation: \$10,370,039
 Real Estate/Personal Property Tax: \$476,517
 State Sales Tax: \$184,121
 State Withholding Tax on Jackpots: \$266,003
 Federal Withholding Tax on Jackpots: \$546,759
 City Lease Payments: \$3,054,062
 Charitable Donations: \$20,470
 Total Employment: 242
 Minority Employment: 115
 Female Employment: 107

City of Kansas City, MO

| | Adopted FY 2018-19 | Adopted FY 2019-20 | Adopted FY 2020-21 |
|---|-----------------------|-----------------------|-----------------------|
| Equipment | | | |
| City Fleet Replacement | \$ 2,197,630 | \$ 1,313,803 | \$ 1,857,547 |
| Channel 2 TV Equipment | 63,913 | - | - |
| Smart Cities Initiative | 409,812 | 409,812 | 410,812 |
| Fire Apparatus and Ambulance | 1,000,453 | - | - |
| Equipment Total: | \$ 3,671,808 | \$ 1,723,615 | \$ 2,268,359 |
| Public Facilities | | | |
| City Market Debt Service | 412,564 | 412,906 | 416,062 |
| Public Garages Debt Service | 4,664,038 | - | - |
| Tow Lot Debt Service | 1,397,385 | 1,401,365 | 1,388,650 |
| HOK Sport Garage Debt | 595,000 | 618,390 | 0 |
| Kauffman Performing Arts Center Garage Debt Service | 1,584,222 | 7,465,616 | 7,750,521 |
| Subtotal: | \$ 8,653,209 | \$ 9,898,277 | \$ 9,555,233 |
| Economic Development | | | |
| Columbus Park Debt Service | \$ 74,983 | \$ 78,108 | \$ 76,408 |
| Subtotal: | \$ 74,983 | \$ 78,108 | \$ 76,408 |
| Capital Maintenance Total: | \$ 8,728,192 | \$ 9,976,385 | \$ 9,631,641 |
| Total Gaming Funds Allocated: | \$ 12,400,000 | \$ 11,700,000 | \$ 11,900,000 |

SOURCE: City of Kansas City



City Market

Improvements
 Accomplished from
 Local Gaming
 Revenues

Lumière Place

General Manager: Brian Marsh
 999 N. Second Street
 St. Louis, MO 63102
 (314) 881-7777

Date Licensed: December 19, 2007
 Gaming Space: 75,000 Square Feet
 Electronic Gaming Devices: 1,344
 Table Games: 46
 Buffet, (4) Specialty Restaurants, Coffee House
 Meeting Space, Ballroom
 294-Room Hotel
 Parking Garage

Total Capital Investment in Property since Company
 Purchase: \$276,913,545
 Total Capital Investment in Property for
 Fiscal Year: \$4,578,451
 Total Employee Compensation: \$22,228,159
 Real Estate/Personal Property Tax: \$7,785,175
 State Sales Tax: \$814,910
 State Withholding Tax on Jackpots: \$1,325,571
 Federal Withholding Tax on Jackpots: \$1,211,236
 Charitable Donations: \$38,710
 Total Employment: 663
 Minority Employment: 437
 Female Employment: 313

City of St. Louis

Sources of Gaming Revenue:

Local Portion of AGR Tax - 2.1%: Allocated to support police patrols, fire marine unit supplies and conduct public safety related capital improvements on the riverfront


Local Portion of Admission Fee - \$1.00: Allocated primarily to the City's Capital Fund. These funds are budgeted each year for items such as arterial street paving, bridge repair, rolling stock replacement, public building improvements, development efforts, etc..

| | FY17 | FY18 | FY19 | FY20 | FY21b |
|--------------------------------------|---------------------|---------------------|---------------------|---------------------|---------------------|
| Public Safety | | | | | |
| Police Patrols | \$ 2,700,000 | \$ 4,000,000 | \$ 3,400,000 | \$ 2,200,000 | \$ 2,185,000 |
| Fire Department Marine Unit Supplies | \$ 3,053 | \$ 27,695 | \$ 17,062 | \$ 14,949 | \$ 30,000 |
| Subtotal | \$ 2,703,053 | \$ 4,027,695 | \$ 3,417,062 | \$ 2,214,949 | \$ 2,215,000 |
| Capital Improvements | | | | | |
| Capital Fund Contribution | \$ 4,400,000 | \$ 3,300,000 | \$ 4,000,000 | \$ 3,968,519 | \$ 1,500,000 |
| Subtotal | \$ 4,400,000 | \$ 3,300,000 | \$ 4,000,000 | \$ 3,968,519 | \$ 1,500,000 |
| Total | \$ 7,103,053 | \$ 7,327,695 | \$ 7,417,062 | \$ 6,183,468 | \$ 3,715,000 |

SOURCE: City of St. Louis



Fire Engine House Roof



Forestry Division
Roof Repair

Improvements
 Accomplished from
 Local Gaming
 Revenues

Mark Twain Casino

General Manager: Luke Keller
 104 Pierce Street
 LaGrange, Missouri 63448
 (573) 655-4770

 Date Licensed: February 1, 2005
 Gaming Space: 18,000 Square Feet
 Electronic Gaming Devices: 440
 Table Games: 10
 (2) Specialty Restaurants
 RV Park
 Banquet Room

 Total Capital Investment in Property since Company
 Purchase: \$33,663,731
 Total Capital Investment in Property for
 Fiscal Year: \$495,429
 Total Employee Compensation: \$4,967,592
 Real Estate/Personal Property Tax: \$215,401
 State Sales Tax: \$59,180
 State Withholding Tax on Jackpots: \$202,894
 Federal Withholding Tax on Jackpots: \$432,849
 Charitable Donations: \$14,705
 Total Employment: 170
 Minority Employment: 20
 Female Employment: 82

City of LaGrange

| <u>Department</u> | <u>2019/2020</u> |
|---|----------------------|
| <u>Parks/Recreation/General</u> | |
| Park Equipment | \$ 30,000.00 |
| Economic Development | \$ 50,000.00 |
| <u>Streets</u> | |
| Road Maintenance/Street Safety | \$ 150,000.00 |
| Sidewalks | \$ 10,000.00 |
| <u>Water</u> | |
| New Water Lines | \$ 25,000.00 |
| Water Tower | \$ 6,000.00 |
| <u>Surplus Investments</u> | |
| <u>Wastewater</u> | |
| Sewer Lining Project | \$ 135,000.00 |
| Equipment/Motor,Bulbs | \$ 14,000.00 |
| <u>Public Safety - Police & Fire</u> | |
| Police- Vehicle,Radios,Body Cams | \$ 22,200.00 |
| Fire Equipment-Turn-Out-Gear | \$ 20,850.00 |
| Total | \$ 508,050.00 |

Source: City of LaGrange

Improvements
 Accomplished from
 Local Gaming
 Revenues

River City Casino

General Manager: Chris Plant
 777 River City Casino Blvd.
 St. Louis, MO 63125
 (314) 388-7502

Date Licensed: March 1, 2010
 Gaming Space: 90,000 Square Feet
 Electronic Gaming Devices: 1,939
 Table Games: 53
 Buffet, (5) Specialty Restaurants
 200-Room Hotel
 Parking Garage
 Meeting Space

Total Capital Investment in Property since Company Purchase: \$490,646,911
 Total Capital Investment in Property for Fiscal Year: \$2,767,303
 Total Employee Compensation: \$30,897,036
 Real Estate/Personal Property Tax: \$9,217,617
 State Sales Tax: \$748,389
 State Withholding Tax on Jackpots: \$2,066,483
 Federal Withholding Tax on Jackpots: \$2,980,087
 City Lease Payments: \$5,529,188
 Charitable Donations: \$9,689
 Total Employment: 852
 Minority Employment: 438
 Female Employment: 407

St. Louis County

Revenues:

| | | |
|---------------|----|------------------|
| Admission Tax | \$ | 4,020,874 |
| Gaming Tax | \$ | 3,792,289 |
| Total | \$ | 7,813,163 |

Expenditures:

| | | | |
|--|----|------------------|---|
| Police Crime Laboratory / 911 Call Center (reflects debt service expenditures made between 7/1/19 and 6/30/20) | \$ | 897,011 | The County leveraged casino revenues to issue \$11.6 million in bonds in 2010 for the purpose of constructing a new police crime laboratory and equipping the County's 911 call center. The new lab provides adequate work space and allows employees to process evidence more efficiently. Casino revenues also helped to fund additional employees which will improve case turnaround time. The crime laboratory will help the Police Department with future accreditation and will help provide the St. Louis region with high quality, state of the art investigation services to help us prevent as well as react to crime in the community. |
| Business Incubator Center (reflects debt service expenditures made between 7/1/19 and 6/30/20) | \$ | 562,030 | The County leveraged casino revenues to issue \$7.1 million in bonds in 2010 for the purpose of renovating and improving existing business incubator facilities and acquiring and renovating new business incubator facilities. These facilities provide affordable office and warehouse space and support services to new and growing businesses in a variety of disciplines including information technology, research, transportation and distribution, and professional services. |
| General public safety costs | \$ | 2,895,278 | |
| General government costs | \$ | 3,458,844 | |
| Total | \$ | 7,813,163 | |

SOURCE: St. Louis County

St. Louis County Port Authority Community Reinvestment Fund

(Lease revenue committed 7/1/19 through 6/30/20)

| | | |
|--|----|------------------|
| Lambert Airport | \$ | 2,100,000 |
| St. Louis Economic Development Partnership Small Business Resource Program | | 1,000,000 |
| Afton Athletic Complex | | 75,000 |
| Beyond Housing | | 850,000 |
| Boys and Girls Club | | 163,669 |
| Feed My People | | 73,000 |
| Legal Services of Eastern Missouri | | 295,088 |
| Spanish Lake CDC | | 125,000 |
| The Housing Partnership | | 450,000 |
| | \$ | 5,131,757 |

SOURCE: St. Louis City

Improvements
 Accomplished from
 Local Gaming
 Revenues

St. Jo Frontier Casino

General Manager: Michael Tamburelli
 777 Winners Circle
 St. Joseph, Missouri 64505
 (816) 279-5514

Date Licensed: February 1, 2005
 Gaming Space: 18,000 Square Feet
 Electronic Gaming Devices: 433
 Table Games: 8
 Buffet, (2) Specialty Restaurants, Coffee House
 Meeting Space

Total Capital Investment in Property since Company
 Purchase: \$54,720,224
 Total Capital Investment in Property for
 Fiscal Year: \$8,169,442
 Total Employee Compensation: \$6,104,289
 Real Estate/Personal Property Tax: \$229,613
 State Sales Tax: \$69,986
 State Withholding Tax on Jackpots: \$213,457
 Federal Withholding Tax on Jackpots: \$388,300
 Charitable Donations: \$11,695
 Total Employment: 156
 Minority Employment: 16
 Female Employment: 87

City of St. Joseph

| CATEGORY | Actual FY2018/19 | Projected FY2019/20 |
|--|---------------------|------------------------|
| City Sponsored Festivals / Celebrations | \$ 77,060 | \$ 33,020 |
| Downtown Development & Revitalization | | |
| Downtown Partnership Contract | 28,000 | 10,000 |
| Prof Services-City initiated Downtown TIF proj. | | |
| Allied Arts Contribution | 30,000 | 30,000 |
| Infrastructure | | |
| Stormwater Grant | 45,042 | 30,874 |
| Projects for Better Historic Preservation & Property Maintenance Activity | 98,009 | 223,088 |
| Economic Development | | |
| Professional Services - Outside Legal Issues | 20,369 | 54,015 |
| C of C - Economic Development Contract | 189,000 | 189,000 |
| C of C - Marketing & Economic Dvlpmnt Project | 15,000 | 10,000 |
| Community Alliance Partnership | 19,658 | 18,825 |
| Innovation Stockyards | 25,000 | 17,500 |
| MO-KAN | 25,000 | 25,000 |
| Other | | |
| Public Awareness/Education | 34,798 | 40,000 |
| City's Rosecrans Airport-Operations Support | 90,000 | 70,000 |
| City's Parking Maintenance-Operations Support | 6,500 | 7,400 |
| City's Nature Center-Operations Support | 45,000 | 40,000 |
| Canapy for The Crossing | | 4,335 |
| Foundation Recovery | | 7,000 |
| In kind Service for festivals and parades | 10,000 | 10,000 |
| State Legislative Lobbyist | 9,900 | 9,900 |
| Total Expenditures | \$ 768,336 | \$ 829,957 |

SOURCE: City of St. Joseph



Red Rally Cheer

Improvements
 Accomplished from
 Local Gaming
 Revenues

Buchanan County

| | 2018 ACTUAL EXPENDITURES | 2019 ACTUAL EXPENDITURES | 2020 BUDGET |
|---------------------------|--------------------------------|--------------------------------|-------------------|
| APPROPRIATIONS: | | | |
| Health and Welfare | | | |
| Social Welfare Board | 242,500.00 | 373,499.84 | 325,000.00 |
| Health Department | 72,889.62 | 74,138.52 | 75,000.00 |
| Public Services | | | |
| Extension Council | 91,516.66 | 91,200.00 | 91,200.00 |
| Soil & Water Conserv. | 0.00 | 5,000.00 | 5,000.00 |
| General Accounts | | | |
| Tower Expenses | 301,727.59 | 290,622.04 | 324,000.00 |
| Professional Services | 59,885.45 | 87,818.00 | 88,800.00 |
| Reserve | 106,656.92 | 89,393.18 | 1,797.56 |
| Community Support | | 200.00 | 0.00 |
| TOTAL | 875,176.24 | 1,011,871.58 | 910,797.56 |

SOURCE: Buchanan County

Charitable Gaming

Charitable Gaming includes licensed bingo and other associated games such as pull-tabs, merchandise coin boards, and event tickets. Bingo was legalized in 1980 and came under the Missouri Gaming Commission on July 1, 1994. The operation of bingo and the other associated games is restricted to qualified licensed religious, charitable, fraternal, veteran, and service organizations. The Charitable Games Division also licenses hall providers, suppliers, and manufacturers of bingo products.

All proceeds over and above the actual cost of conducting bingo must be used for charitable, religious, or philanthropic purposes of the organization, and no part of the net earnings may benefit any individual member of the organization. Bingo proceeds collected by not-for-profit organizations are used to fund various projects such as veterans homes, drug awareness programs, prevention of child abuse, cancer care and research, Alzheimer's care and research, Boy & Girl Scouts, various religious organizations, scholarships, sight and hearing care for impoverished citizens, and many more.

More than \$100 million has been generated in tax revenue since bingo was legalized. The chart below represents the actual tax reported for bingo paper and pull-tabs for the past five fiscal years. All bingo tax is deposited into the Proceeds for Education Fund. Although pull-tab sales have fluctuated, a comparison of tax paid per file period continues to show a decline in the overall taxes reported for bingo paper and pull-tab sales combined.

| Actual Tax Reported For File Period | | | | | |
|-------------------------------------|-----------------------|-----------------------|-----------------------|-----------------------|-----------------------|
| YEAR | FY16 | FY17 | FY18 | FY19 | FY20* |
| PAPER | \$885,509.67 | \$820,607.40 | \$795,776.15 | \$755,346.72 | \$547,503.81 |
| PULL-TAB | \$861,580.95 | \$830,425.39 | \$819,718.21 | \$814,344.31 | \$639,051.90 |
| TOTAL | \$1,747,090.62 | \$1,651,032.79 | \$1,615,494.36 | \$1,569,691.03 | \$1,186,555.71 |

*Tax amounts for March through June of 2020 were significantly impacted by the COVID-19 pandemic.

The charts below reflect the total bingo taxes deposited and the total number of licensees over the past four years. The bingo tax deposited is different than the tax reported per file period because of the due date of reporting. Reports are due the last day of the month following the month in which the bingo card or pull-tab was sold; therefore, the tax collected for certain file periods during the fiscal year may be included in different fiscal year deposits.

| Total Deposits into Proceeds For Education | | | | |
|--|-----------------------|-----------------------|-----------------------|-----------------------|
| Year | FY17 | FY18 | FY19 | FY20* |
| Tax Collected | \$1,751,735.76 | \$1,452,759.42 | \$1,533,142.99 | \$1,389,953.04 |
| Interest Earned | \$663.32 | \$1,201.95 | \$11,235.14 | \$8,592.55 |
| Total | \$1,752,399.08 | \$1,453,961.37 | \$1,544,378.13 | \$1,398,545.59 |

*Tax amounts for March through June of 2020 were significantly impacted by the COVID-19 pandemic.

| TYPE OF LICENSE | FY17 | FY18 | FY19 | FY20 |
|---|------|------|------|------|
| REGULAR BINGO | 227 | 227 | 212 | 207 |
| SPECIAL BINGO (Valid for one event from 1 to 7 days) | 278 | 276 | 290 | 212* |
| ABBREVIATED PULL-TAB (Valid for 24 hours, limit 15 per calendar year) | 130 | 127 | 132 | 76* |
| SUPPLIER | 1 | 1 | 1 | 1 |
| MANUFACTURER | 5 | 4 | 4 | 4 |
| HALL PROVIDER | 68 | 68 | 61 | 59 |

*The decrease in special and abbreviated licenses can be attributed to the COVID-19 pandemic which affected social gatherings during 2020, causing a decline in bingo activity.

Fantasy Sports Contests

The Missouri Fantasy Sports Consumer Protection Act went into effect August 28, 2016. Seven fantasy sports companies are currently offering fantasy sports contests in Missouri. Two additional companies have applications pending. Those applications are in various stages of completion and are currently being processed. Below are the fantasy sports companies operating in Missouri:

| Company | Web Address | Status |
|-------------------------------|--|---------------|
| DraftKings, Inc. | www.draftkings.com | Licensed |
| FanDuel, Inc. | www.fanduel.com | Licensed |
| Fantasy Draft, LLC | www.fantasydraft.com | Licensed |
| RealTime Fantasy Sports Inc. | www.RTSports.com | Licensed |
| SportsHub Games Network, Inc. | www.shgn.com | Licensed |
| Yahoo Fantasy Sports, LLC | www.sports.yahoo.com | Licensed |
| FFPC, LLC | www.myffpc.com | Licensed |

No annual operation fees have been collected in calendar year 2019.

The passage of Senate Bill 87, which became effective August 28, 2019, brought about several changes in state statute for fantasy sports contest operators.

The due date for payment of the annual operator's fee was moved from April 15th to November 1st, therefore, there is nothing to report as revenue for calendar year 2019. In addition, the legislation reduced the annual operator's fee from 11.5% to 6% of the licensed operator's net revenue. All revenue collected is placed in the Gaming Proceeds for Education fund.

Missouri State Highway Patrol

The Gaming Division, pursuant to a memorandum of understanding with the Missouri Gaming Commission, provides criminal and regulatory enforcement of gaming operations within the state. Under the command of Captain Larry W. Plunkett, Jr., the division is divided into four sections: Administrative Services, Investigations, Eastern District Enforcement and Western District Enforcement. The Gaming Division is one of the Highway Patrol's largest divisions, with an authorized strength of 122 uniformed members and three civilians. The staffing of 122 troopers assigned to the Gaming Division does not impact or reduce the number of troopers assigned to patrol Missouri roadways, as allocated by the legislature.

The Gaming Division was established on May 1, 1994, by order of Colonel Fred M. Mills, and was the first new division established within the Patrol since the creation of the Division of Drug and Crime Control in 1983. Strict criminal and regulatory enforcement, as well as meticulous investigations are essential elements to the successful regulation of legalized gambling in Missouri. Because of its history of service with distinction and integrity, the Patrol was given the responsibility of providing investigative, regulatory and criminal law enforcement services, which ultimately police the gaming industry.

The Administrative Services Section, under the supervision of Lieutenant Jeffery T. Fitzgerald, oversees criminal records, case management, motor equipment/fleet management, training, overtime, recruiting, personnel actions, and oversees the collection and preservation of evidence and special projects.

The Investigative Section, under the supervision of Lieutenant Edward J. Aylward, is divided into two units: the Investigative Unit and the Charitable Games Unit. The Investigative Unit conducts extensive background investigations to determine the suitability of licensees, suppliers and vendors. The Charitable Games Unit oversees 207 licensed bingo operators and is also charged with conducting background investigations on both charitable gaming and riverboat supplier companies.

The Enforcement Section is divided into two districts. The Eastern District is under the supervision of Lieutenant Johnny L. Ellsworth. The Western District is under the supervision of Lieutenant Andrew O. Tourney. Officers assigned to the Enforcement Units are responsible for enforcing both Missouri criminal statutes and Missouri Gaming Commission regulations on the 13 licensed casino properties.

All four sections of the Patrol's Gaming Division are provided clerical support from Administrative Office Support Assistant, Ms. Rachel M. Thowe; Clerk Typist, Mrs. Rebecca L. Libbert; and Clerk Typist Mrs. Stephanie A. Miller.

The arrest and enforcement totals were affected by the casino closures due to the COVID-19 pandemic. The following chart depicts arrests for all casinos statewide:

| 2020 MSHP-GD FISCAL YEAR CASINO ARRESTS | | | | | | | | | | | | | |
|---|------------|------------|------------|------------|------------|------------|------------|------------|------------|----------|----------|------------|-------------|
| BOAT | JUL | AUG | SEP | OCT | NOV | DEC | JAN | FEB | MAR | APR | MAY | JUN | TOTALS |
| Ameristar KC | 73 | 54 | 48 | 53 | 54 | 61 | 42 | 52 | 27 | 0 | 0 | 26 | 490 |
| Ameristar SC | 9 | 41 | 47 | 27 | 24 | 25 | 26 | 27 | 7 | 0 | 0 | 61 | 294 |
| Argosy | 47 | 53 | 60 | 43 | 37 | 90 | 102 | 98 | 74 | 0 | 0 | 64 | 668 |
| Harrah's NKC | 78 | 99 | 62 | 46 | 40 | 44 | 50 | 64 | 50 | 0 | 0 | 11 | 544 |
| Hollywood - STL | 6 | 17 | 31 | 23 | 39 | 17 | 34 | 17 | 23 | 0 | 0 | 9 | 216 |
| Isle of Capri - Boonville | 2 | 1 | 1 | 1 | 1 | 1 | 0 | 5 | 1 | 0 | 0 | 3 | 16 |
| Isle of Capri/Century - Cape | 21 | 9 | 16 | 3 | 12 | 2 | 9 | 10 | 1 | 0 | 0 | 16 | 99 |
| Isle of Capri / Casino KC | 70 | 50 | 74 | 46 | 38 | 96 | 96 | 61 | 37 | 0 | 0 | 31 | 599 |
| Lady Luck/Century IOC Caruthersville | 1 | 1 | 0 | 3 | 1 | 1 | 2 | 2 | 3 | 0 | 0 | 2 | 16 |
| Lumiere Place | 33 | 63 | 31 | 28 | 20 | 26 | 20 | 16 | 4 | 0 | 0 | 6 | 247 |
| Mark Twain | 2 | 2 | 3 | 4 | 1 | 0 | 0 | 0 | 1 | 0 | 0 | 2 | 15 |
| River City | 37 | 102 | 59 | 20 | 46 | 58 | 90 | 129 | 90 | 0 | 0 | 66 | 697 |
| St. Jo Frontier | 4 | 9 | 4 | 3 | 1 | 1 | 1 | 5 | 4 | 0 | 0 | 1 | 33 |
| TOTALS | 383 | 501 | 436 | 300 | 314 | 422 | 472 | 486 | 322 | 0 | 0 | 298 | 3934 |

Notes

Notes

